

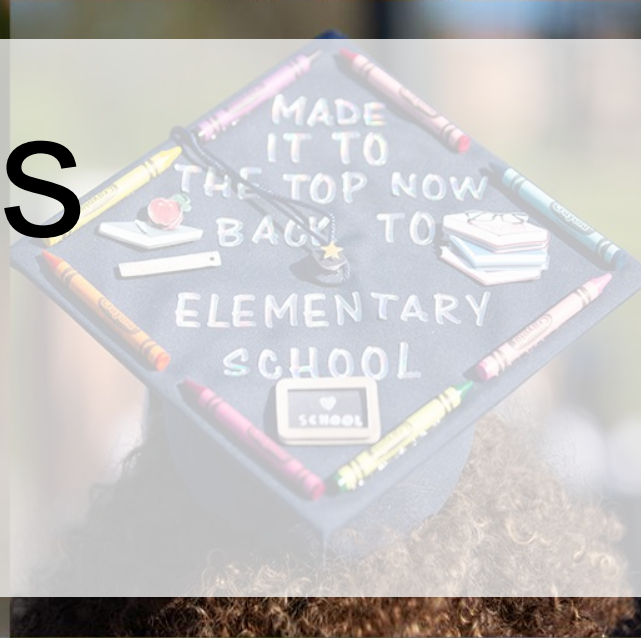


# FDS 2021 Results



**GENESEIO**

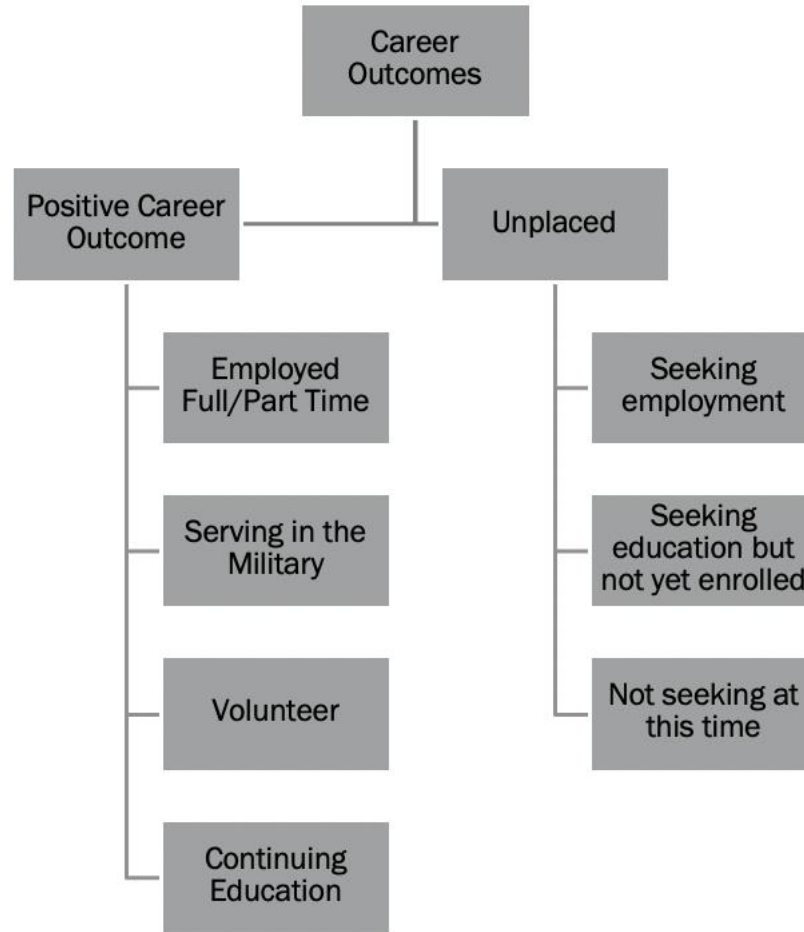
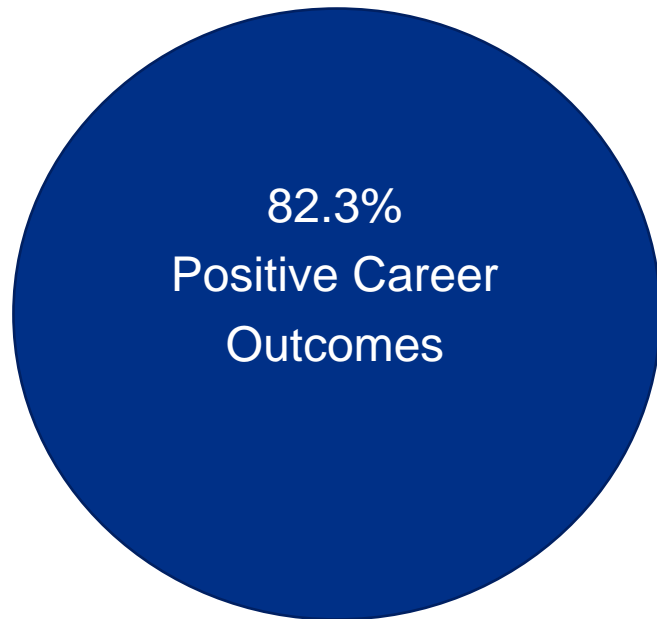
THE STATE UNIVERSITY OF NEW YORK



# Knowledge Rate

	Count	Percent
Number in cohort	871	
Survey Response Rate	359	41.2%
LinkedIn Scrape Rate	164	18.8%
SUNY Geneseo FDS 2021	38	4.4%
<b>Total Knowledge Rate</b>	561	64.4%

# Overall Outcome



# Graduate Pathways

## Primary Pathways

	Count	Percent
Employed full-time	245	44.1%
Continuing education	182	32.7%
Employed part-time	28	5.0%
Seeking employment	60	10.8%
Volunteer service	3	0.5%
Seeking continuing education	37	6.7%
Not seeking	1	0.2%
Grand Total	556	

## Categories of Employment

	Count	Percent
All other work categories	198	81.1%
Temporary or contract work assignment	25	10.2%
Postgraduate internship or fellowship	11	4.5%
Entrepreneur	6	2.5%
Freelance	4	1.6%
	244	

# Top Employers



**pwc**

**KPMG**

**citi**

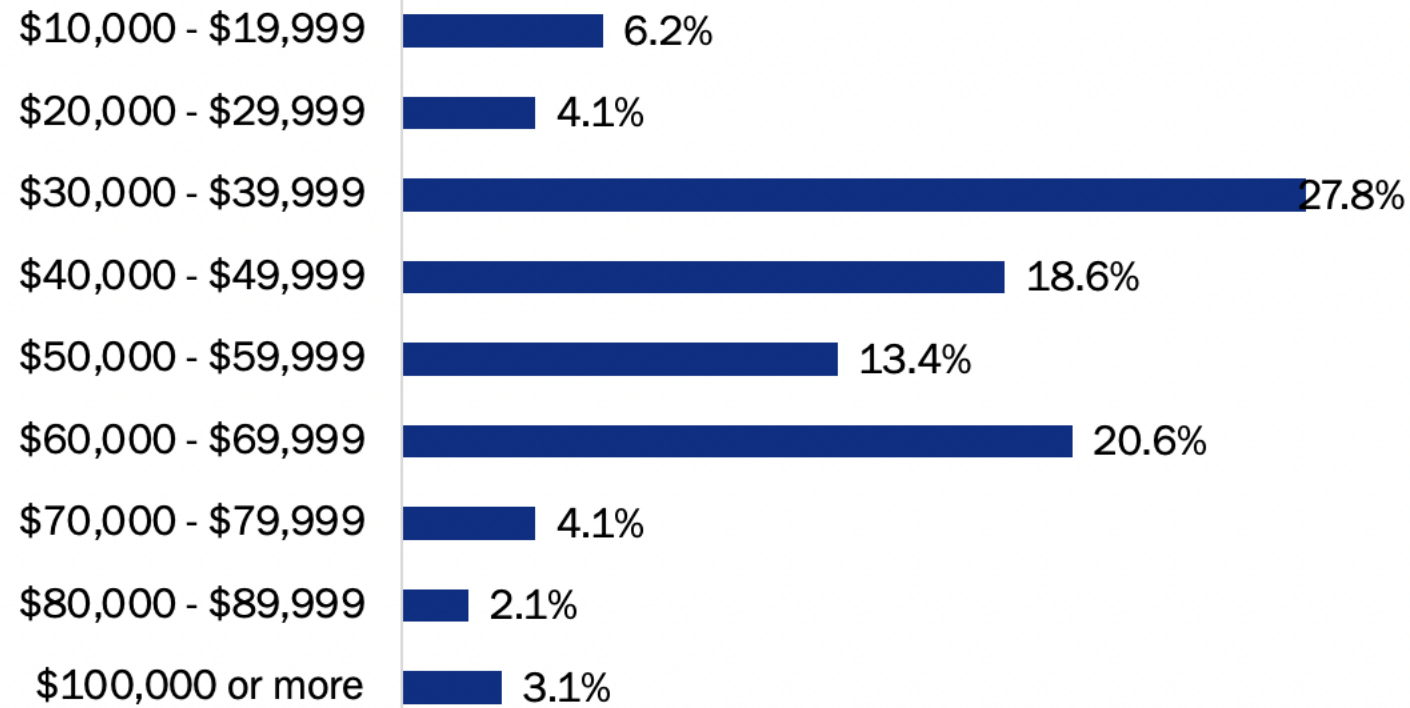
**THE BONADIO GROUP**  
CPAs, Consultants & More



UNIVERSITY of  
**ROCHESTER**  
MEDICAL CENTER

# Salary Summary

## Total Annual Gross Income



Median salary  
\$45,000

Mean Salary  
\$46,605

Range of salaries  
\$10,000 - \$130,000

# Continuing Education

Degrees  
Pursued

## Types of degrees

	Count	Percent
Master's degree	118	67.8%
Medical degree	24	13.8%
Law degree	18	10.3%
Doctoral degree	11	6.3%
Additional Bachelors	3	1.7%
	174	

# Top Institutions



**GENESEO**  
THE STATE UNIVERSITY OF NEW YORK




*State University of New York*

# NACM Career Mobility Core

# SUNY Geneseo helped me to understand career opportunities.

---


■ Strongly disagree + Disagree   ■ Neutral   ■ Strongly Agree + Agree



# SUNY Geneseo helped me to network with employers.

---


■ Strongly disagree + Disagree   ■ Neutral   ■ Strongly Agree + Agree



# SUNY Geneseo helped me create a plan for my career.

---


■ Strongly disagree + Disagree   ■ Neutral   ■ Strongly Agree + Agree



# SUNY Geneseo helped me envision my career options.

---


■ Strongly disagree + Disagree   ■ Neutral   ■ Strongly Agree + Agree



# My bachelor's degree helped prepare me for my career.

---

■ Strongly disagree + Disagree   ■ Neutral   ■ Strongly Agree + Agree




# Institution Custom Questions

# How satisfied are you with your primary post-graduation status?

---

■ Very dissatisfied + Somewhat dissatisfied ■ Neither satisfied nor dissatisfied  
■ Very satisfied + Somewhat satisfied



Which of these best describes your primary reason for being unemployed or not seeking employment?

---

	Count	Percent
Other - briefly describe	15	25.0%
Unable to find employment related to career goal or area of study	15	25.0%
Unable to find employment where I live or want to live	9	15.0%
Family or personal reasons	6	10.0%
Unable to find any employment	5	8.3%
Unable to find employment at a sufficient level or pay	4	6.7%
Enrolled/enrolling in a degree or certificate program	3	5.0%
I'd rather not answer	3	5.0%
	60	

