

Introduction

This Fact Book was created by the Office of Institutional Research to answer frequently asked questions concerning SUNY Geneseo. The information included represents the fall 2007-2008 academic year.

Unless otherwise indicated, data for all tables were extracted from the census data (i.e., Student Data File) for the appropriate academic year and term. Consequently, the Fact Book is updated at the end of each spring term. An electronic copy can be found at <http://www.geneseo.edu/~iresearch/>.

The Office of Institutional Research wishes to thank all members of the college community who assisted in the production of the Fact Book by providing data, suggesting changes, and preparing tables. Please contact Julie Rao (rao@geneseo.edu) or Lena Davis (davisl@geneseo.edu) at 585-245-5553 with any feedback or questions.

TABLE OF CONTENTS

<u>Section</u>	<u>Page</u>
Introduction	1
College Profile	
History	4-5
Mission, Values and Goals; Statement on Diversity and Community	6-7
Officers of the College	8
Board of Trustees	9
College Council	10
Reference Chronology	11-12
Campus Map	13
Campus Buildings	14-17
Library	18-20
Technology	21-22
Students	
Applications, Admissions, and Registrations	24-25
Freshman Students Academic Profile	26
Ethnic Background of First Time, Full Time Students	27
Fall Enrollment	28
Geographic Origins	29
Ethnic Background of Full time Undergraduates	30
Undergraduate Majors and Pre-Majors	31-32
Undergraduate Minors	33-34
Bachelor's Degree Awarded by Program	35
Master's Degree Awarded by Program	36
Education Certifications Recommended to the State Education Department	37
Retention and Graduation Rates	38
Graduate Enrollment by Program	39
Faculty	
Ethnicity of Full Time Faculty	41
Ethnicity of Part Time Faculty	42
Gender of Faculty by Department	43
Faculty and Staff Awards	44-52
Finances	
Annual Tuition and Fees	54
Revenues	55
Expenditures	56
Alumni	
Alumni Executive Committee	58
Alumni Directors	59-60
Alumni Association Executive Council – Undergraduates	61
Alumni Association Awards	62-64

College profile

HISTORY OF GENESEO

SUNY Geneseo, one of thirteen university colleges within the State University of New York system, was established by an act of the New York State Legislature in 1867 as the Wadsworth Normal and Training School. In August 1871 the Legislature changed the name to the Geneseo Normal and Training School and officially opened September 13, 1871. Curricular offerings included elementary English, advanced English, and classical studies.

In the early 1900's, the curriculum was reorganized to require two years of professional study, and admission was restricted to high school graduates. In 1922, the programs were extended to three years, and in 1938, to four years. In 1942, the College was granted authority to confer baccalaureate degrees in all its curricula. Basic teacher training programs were expanded to include preparations for teacher-librarians, teachers of children with special needs, and speech pathologists. Teacher education continues to be a strong component of the College's programs.

Geneseo became an original campus of the new State University of New York (SUNY) system at SUNY's inception in 1948. During the next three decades the College developed strong liberal arts and sciences programs and added several professional curricula to its offerings. The first master's degrees were awarded in 1951. In 1962, the teachers colleges of the State University became Colleges of Arts and Sciences. Geneseo's four-year degree programs in arts and sciences were implemented in 1964. Since then, the School of Business was established and majors have been added in such areas as computer science, biochemistry, and international relations. The College now offers more than 50 degree programs in a wide variety of disciplines. Cooperative programs have been developed in several fields with other institutions, including 3-2 engineering, 3-4 dental, and 3-2 and 4-1 MBA programs. The College's commitment to providing a broad-based liberal arts education was confirmed in 1980 with the institution of a required core curriculum in natural sciences and mathematics, social sciences, humanities, and fine arts. Further revision in 1999 added critical writing, a quantitative requirement and foreign language. The College continues to improve and upgrade its curriculum through regular review and assessment. The strength of the liberal arts program was recognized in 2003 with approval for the installation of a Phi Beta Kappa chapter on campus. The chapter inducted its first class in spring, 2004.

Since 1994, SUNY Geneseo has been a member of the Council of Public Liberal Arts Colleges (COPLAC), an alliance of high quality, public liberal arts institutions. Found in 1987, COPLAC serves to promote excellent undergraduate education in the liberal arts tradition; the development of effective teaching and learning communities; and the expansion of access to public undergraduate liberal arts education of the highest caliber. COPLAC's membership currently consists of twenty-five public liberal arts colleges and universities who are committed to providing and advocating for the superlative, life-enhancing undergraduate education

normally associated with small independent colleges. COPLAC also provides leadership in defining and modeling “best practice” in undergraduate education and promoting the qualities cultivated by outstanding student-centered liberal arts colleges.

The State University of New York at Geneseo has evolved dramatically over its 135-year history into a highly selective public liberal arts college, which is nationally recognized for the quality of education it offers.

MISSION, VALUES AND GOALS

Geneseo's Mission

The State University of New York at Geneseo, nationally recognized as a center of excellence in undergraduate education, is a public liberal arts college with selected professional and master's level programs. It combines a rigorous curriculum and a rich co-curricular life to create a learning-centered environment. The entire college community works together to develop socially responsible citizens with skills and values important to the pursuit of an enriched life and success in the world.

Planning Goals and Values

Geneseo is distinguished by one overriding purpose: to achieve excellence in higher education. The College realizes this purpose through a spirit of cooperation and collaboration among all members of the community.

Geneseo Values:

- Excellence**, and upholds high standards for intellectual inquiry and scholarly achievement;
- Innovation**, and affirms a spirit of exploration that fosters continued excellence;
- Community**, and embraces the educational aspirations and interests that its members share;
- Diversity**, and respects the unique contributions of each individual to the campus community;
- Integrity**, and promotes the development of ethical citizens;
- Service to society**, and models the qualities it seeks to develop in its students;
- Tradition**, and celebrates its long history of collaborative, learning-centered education.

Planning Goals:

1. Provide every student the highest quality education through a rigorous, challenging, and active learning experience in close working relationships with faculty and staff that encourages intellectual engagement and personal growth.
2. Recruit, support, and foster the development of a diverse community of outstanding students, faculty, and staff.
3. Enrich the collegiate experience by strengthening the integration between curricular and co-curricular programs.
4. Cultivate relationships between the college and wider community that support College programs and serve the community.

5. Expand funding for institutional priorities and initiatives through public and private support, grants, and entrepreneurial activities.
6. Promote institutional effectiveness through ongoing assessment in every program.
7. Provide a high quality physical environment and outstanding services, facilities, equipment, and technology.

Statement on Diversity and Community

Geneseo holds among its core values the ideals of community and diversity. Our community is defined as a group of faculty, students, and staff who live and work together at Geneseo because they share common goals that are based on the ideals of higher education rooted in the liberal arts.

Although they share common goals, the members of the Geneseo community also differ in many ways. Diversity at Geneseo is defined in part as differences in individuals that are manifested in their race, ethnicity, national origin, language heritage, world-view, religion, gender, sexual orientation, class, physical ability, learning style, geographic background, mental health, age, and relationship status.

Geneseo recognizes that the individuals who make up our community bring to it unique perspectives and knowledge that contribute to its richness and vibrancy. Because Geneseo also holds educational excellence among its core values, it recognizes that its progress as a community toward such excellence is predicated on its ability to embrace both the diversity of its members and the vigorous exchange of their ideas.

Geneseo calls all members of our community to share responsibility for the ongoing work of continually recreate sense of inclusion, belonging, and empowerment, so that together we will achieve our individual and collective aims, and experience the intellectual liberation that is at the heart of the educational enterprise.

OFFICERS OF THE COLLEGE

<i>President</i>	Christopher Dahl
<i>Provost</i>	Kate Conway-Turner
<i>Vice President for College Advancement</i>	Michael Catillaz
<i>Vice President for Administration</i>	Kenneth Levison
<i>Vice President for Student & Campus Life</i>	Robert A. Bonfiglio
<i>Associate Vice President for Enrollment Services</i>	William L. Caren
<i>Executive Assistant to the President</i>	Becky Glass

DEPARTMENT CHAIRS, DEANS & DIRECTORS

<i>Dean of the College</i>	Polly Radosh
<i>Anthropology</i>	Rose-Marie Chierici
<i>Arts, School of the</i>	Jonathan Gonder
<i>Biology</i>	Ray Spear
<i>Business, School of</i>	Michael Schinski
<i>Chemistry</i>	David Geiger
<i>Communication</i>	Joseph Bulsys
<i>Communicative Disorders & Sciences</i>	Linda House
<i>Computer Science</i>	Christian Shin
<i>Education, School of</i>	Osman Alawiye
<i>English</i>	Richard Finkelstein
<i>Foreign Languages</i>	Rosemary McEwen
<i>Geography</i>	Ren Vasiliev
<i>Geological Sciences</i>	D. Jeffrey Over
<i>History</i>	Tzi-Ki Hon
<i>Mathematics</i>	Ed Wallace
<i>Philosophy</i>	Carlo Filice
<i>Physics</i>	Kurt Fletcher
<i>Political Science</i>	Jeffrey Koch
<i>Psychology</i>	Kenneth Kallio
<i>Sociology</i>	William Lofquist

BOARD OF TRUSTEES FOR THE STATE UNIVERSITY OF NEW YORK (SUNY)

Chair: Carl T. Hayden, Elmira, New York (2014)

Vice Chair: Randy A. Daniels, Bronx, New York (2011)

Aminy I. Audi, Manlius, New York (2009)

Robert J. Bellafiore, Albany, New York (2010)

Donald E. Boyce, Albany, New York (2008)

Christopher P. Connors, Latham, New York (2008)

Edward F. Cox, New York, New York (2013)

Thomas F. Egan, Albany, New York (2013)

Gordon R. Gross, Buffalo, New York (2008)

Stephen J. Hunt, Katonah, New York (2013)

H. Carl McCall, New York, New York (2014)

Michael E. Russell, East Setauket, New York (2009)

Linda S. Sanford, Somers, New York (2014)

Kay Stafford, Plattsburgh, New York (2008)

Harvey F. Wachsman, M.D., J.D., Upper Brookville, New York (2011)

Gerri Warren-Merrick, New York, New York (2012)

Carl P. Wiezalis, Albany, New York (2009)

Note: Year each trustees term ends provided in parenthesis

COLLEGE COUNCIL AT GENESEO

The College Council serves as an advisory board to Geneseo's senior administration, providing valuable assistance in problem-solving and identifying sources of expertise beyond the campus community. They also advocate for the College in a variety of ways. College Council members are appointed by the Governor. The current members are:

Ms. Iris Banister
Rochester, NY

Ms. Mary Luckern
Geneva, NY

Mr. Mark Cronin
Henrietta, NY
Alumni Representative

Dr. Dennis Showers
Chair, College Senate
Ex-officio:
Geneseo, NY

Ms. Danielle Forrest
Student Association President
Ex-officio:
Geneseo, NY

Ms. Patricia J. Smith
Geneseo, NY

Dr. Robert A. Heineman
Alfred, NY

Mr. Christian N. Valentino, Esq
Rochester, NY

Ms. A. Gidget Hopf
Geneseo, NY

Mr. Robert D. Wayland-Smith
Chair
Pittsford, NY

Mr. Thomas J. Kelly
White Plains, NY

President: Christopher C. Dahl
Provost: Katherine Conway-Turner
Vice Presidents: Robert Bonfiglio, Michael Castillaz, Kenneth Levison,
William Caren (Associate)
Executive Assistant to the President: Becky Glass

REFERENCE CHRONOLOGY

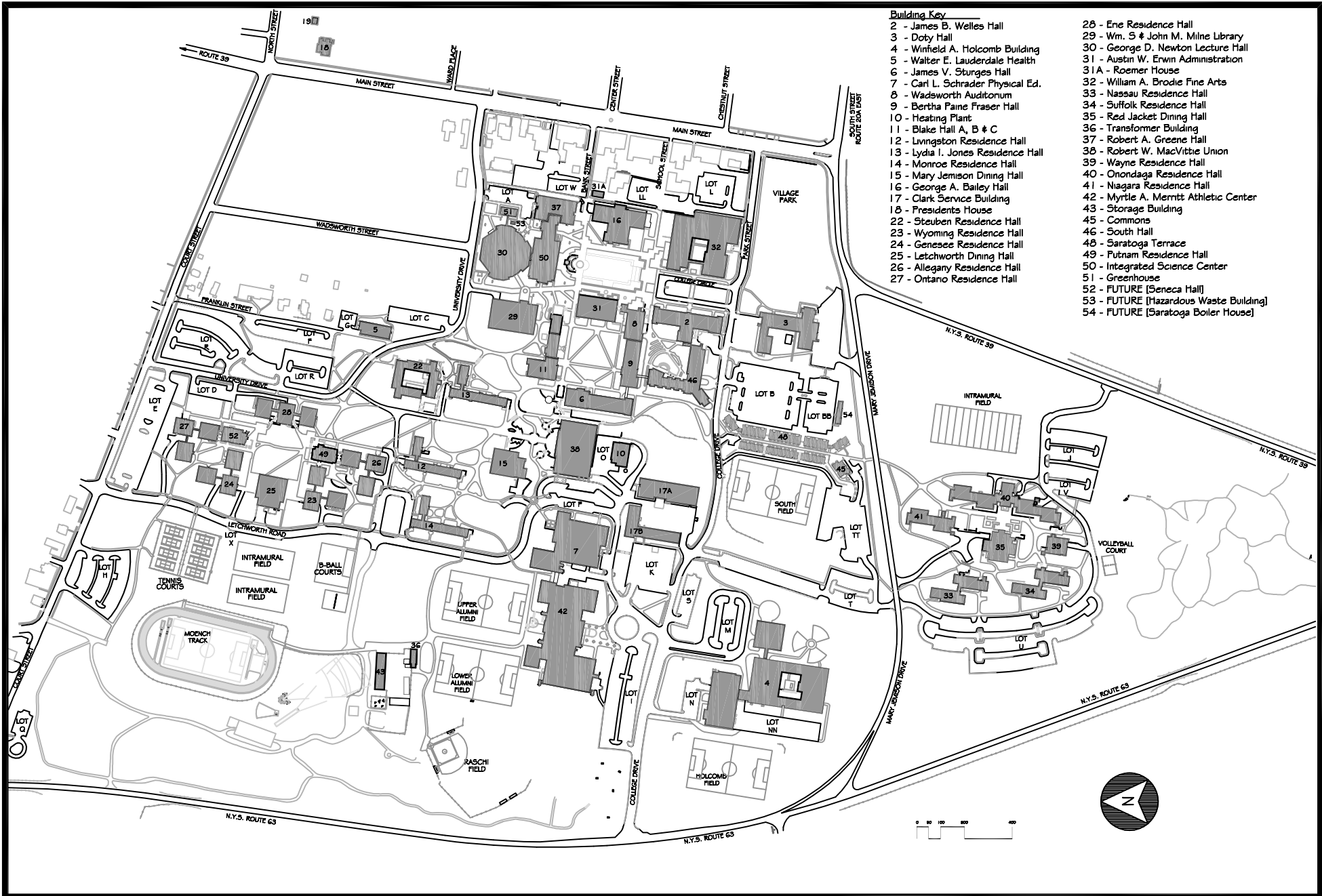
Chief Executive Officers

Principals:	1. William J. Milne	1871-1889
	2. John M. Milne	1889-1905
	Hubert J. Schmitz	1903-1905 (Acting for John M. Milne)
	3. James V. Sturges	1905-1922
	4. Winfield A. Holcomb	1922-1934
	5. James B. Welles	1934-1946
Presidents:	6. Herbert G. Espy	1946-1952
	7. Kenneth H. Freeman	1952-1954 (Acting)
	8. Francis J. Moench	1954-1963
	9. Robert W. MacVittie	1963-1979
		1988-1989 (Interim)
	10. Edward B. Jakubauskas	1979-1988
	11. Carol C. Harter	1989-1995
	12. Christopher C. Dahl	1995-

Major Milestones

- 1867 **Wadsworth Normal and Training School** - Established by New York Legislature
- 1871 First students enroll; Name changed to **Geneseo Normal and Training School**; Programs offered in Elementary English (two-year program), advanced English (three-year program) and classical (four-year program)
- 1905 Name changed to **Geneseo Normal School**; all curricula reduced to two-year programs; admission limited to graduates of approved four-year high schools
- 1910 Program for Teacher-Librarians added
- 1914 Summer Sessions introduced for in-service teachers
- 1921 Programs introduced for teachers of mentally handicapped
- 1922 Programs extended to three-year duration
- 1936 Received 45 acres, courtesy of Geneseo School District
- 1938 Programs extended to four-year duration
- 1940 Bachelor of Science in Education first conferred on teacher-librarians
- 1942 Bachelor of Science in Education extended to all degree programs
- 1945 Program for "speech correctionists" in public schools introduced
- 1948 State University of New York created; institutional name changed to State University Teachers College at Geneseo, authority granted to confer Master of Science in Education degree
- 1951 First Master's degree conferred; Program in Speech Education introduced
- 1952 First accreditation by Middle States Association; Name changed to **State University College of Education at Geneseo**

- 1960 Program introduced for preparing teachers of the Speech and Hearing Handicapped
- 1961 Authority granted to prepare teachers of English and social studies
- 1962 Name changed to **State University College at Geneseo**; authority granted to offer B.A. and B.S. programs in the arts and science to two -year transfer students; authority granted to prepare teachers in mathematics and science
- 1964 Full four-year programs introduced in arts and sciences
- 1965 Authority granted to prepare teachers of modern foreign languages
- 1970 Three-two engineering program established with SUNY Buffalo
- 1971 Innovative three-year bachelor's degree program introduced
- 1979 Reading and Early Childhood Education options added to Education programs; Holcomb Campus School closed
- 1980 John Wiley Jones School of Business founded, incorporating programs in Management Science, Accounting, and Economics
- 1983 B.A. program in Computer Science and B.S. program in Biochemistry introduced; School of Library and Information Science closed
- 1988 Management Information Systems introduced
- 1991 Department of Health and Physical Education discontinued; Teacher education programs consolidated into School of Education; Three-year bachelor's degree program concluded
- 1993 Management Information Systems program discontinued; Biophysics major introduced
- 1994 Departments of Music and Theater merged to create School of Performing Arts
- 1994 College becomes a member of the Council of Public Liberal Arts Colleges (COPLAC)
- 1995 Department of Speech Pathology & Audiology name changed to Communicative Disorders & Sciences
- 1995 Campus House purchased by Campus Auxiliary Services
- 1998 Big Tree Inn purchased by Campus Auxiliary Services; the School of Education name changed to Ella Cline Shear School of Education
- 2000 Geneseo Foundation purchased the former St. Mary's Parish Center at 26 Main Street to create a new college/community art gallery; groundbreaking ceremony was held for a new townhouse-style residential complex
- 2001 College purchased land at 4 and 6 Park Street and created a parking lot and road connecting Park Street and School Street
- 2002 Accreditation by the Association to Advanced Collegiate Schools of Business (AACSB)
- 2004 Installation of the Alpha Delta Chapter of Phi Beta Kappa
- 2005 Merged School of Performing Arts and Art Department to form School of Arts
- 2007 Ella Cline Shear School of Education accredited by the National Council for the Accreditation of Teacher Education ([NCATE](#))



- Building Key**
- 2 - James B. Welles Hall
 - 3 - Doby Hall
 - 4 - Winfield A. Holcomb Building
 - 5 - Walter E. Lauderdale Health
 - 6 - James V. Sturges Hall
 - 7 - Carl L. Schrader Physical Ed.
 - 8 - Wadsworth Auditorium
 - 9 - Bertha Faine Fraser Hall
 - 10 - Heating Plant
 - 11 - Blake Hall A, B & C
 - 12 - Livingston Residence Hall
 - 13 - Lydia I. Jones Residence Hall
 - 14 - Monroe Residence Hall
 - 15 - Mary Jamison Dining Hall
 - 16 - George A. Bailey Hall
 - 17 - Clark Service Building
 - 18 - Presidents House
 - 22 - Steuben Residence Hall
 - 23 - Wyoming Residence Hall
 - 24 - Genesee Residence Hall
 - 25 - Letchworth Dining Hall
 - 26 - Allegany Residence Hall
 - 27 - Ontario Residence Hall
 - 28 - Erie Residence Hall
 - 29 - Wm. S. & John M. Milne Library
 - 30 - George D. Newton Lecture Hall
 - 31 - Austin W. Erwin Administration
 - 31A - Roemer House
 - 32 - William A. Brodie Fine Arts
 - 33 - Nassau Residence Hall
 - 34 - Suffolk Residence Hall
 - 35 - Red Jacket Dining Hall
 - 36 - Transformer Building
 - 37 - Robert A. Greene Hall
 - 38 - Robert W. MacVittie Union
 - 39 - Wayne Residence Hall
 - 40 - Onondaga Residence Hall
 - 41 - Niagara Residence Hall
 - 42 - Myrtle A. Merritt Athletic Center
 - 43 - Storage Building
 - 45 - Commons
 - 46 - South Hall
 - 48 - Saratoga Terrace
 - 49 - Putnam Residence Hall
 - 50 - Integrated Science Center
 - 51 - Greenhouse
 - 52 - FUTURE [Genesee Hall]
 - 53 - FUTURE [Hazardous Waste Building]
 - 54 - FUTURE [Saratoga Boiler House]

CHRONOLOGY OF CAMPUS BUILDINGS

<u>YEAR</u>	<u>BUILDING</u>
1871	Old Main
1876	Normal Hall
1886	Training School Added
1895	Gymnasium and Science Hall
1897	Purchase of Kelsey Field
1903	Library and Swimming Pool
1915	Killup House becomes Elizabeth Wadsworth Nursing Home
1932	Welles Academic Building (former Holcomb Building) Named in honor of Dr. James B. Welles, Principal of Geneseo Normal from 1934 to 1946.
1938	Sturges Academic Building Named in honor of Dr. James V. Sturges, Principal of Geneseo Normal from 1905 to 1922.
1951	Blake Academic Building - A, B, C, D, E Named in honor of Anne S. Blake, who was hired as a substitute kindergarten teacher in Geneseo Normal School's School of Practice in 1917, became head of the kindergarten department in 1918, and served as Dean of Women from 1921 until her retirement in 1934.
1953	Heating Plant Service Building
1955	Fraser Academic Building Named in honor of Bertha Paine Fraser, one of the first two women appointed to Geneseo Normal's Board of Visitors (precursor of the College Council). She served on the Board from 1917 to 1947.
1955	President's House (15 Main Street), built in 1896 was acquired by the College
1955	Wadsworth Auditorium Named in honor of all members of the Wadsworth family who played a role in the College's history.
1958	Jones Residence Hall Named in honor of Lydia I. Jones (1878 -1958), who joined the Normal School as an English teacher in 1904, served as the first Dean of Women from 1912 to 1922 (apparently under the title Preceptress of Girls for at least part of her tenure), and also chaired the English Department from 1919 until her retirement in 1922.
1959	Livingston Residence Hall*
1960	Mary Jemison Dining Hall Named in honor of Mary Jemison (1742 -1833), a white woman who lived as one of the Senecas after being kidnapped by them as a child.

- 1961 **Monroe Residence Hall***
- 1961 **Schrader Health and Physical Education**
Named in honor of Carl L. Schrader (1872 -1961), physical training instructor at Geneseo Normal School from 1900 to 1905. Schrader established the Normal's basketball team and coached several other teams.
- 1962 **Transformer Service Building**
- 1964 **Bailey Science Building**
Named in honor of Guy Bailey (1874 -1946) (the building is officially named Guy A. Bailey), who was hired to teach biology and physical geography at Geneseo Normal School in 1905, was named head of the science department in 1924, and retired in 1939.
- 1964 **Steuben Residence Hall***
- 1965 **Genesee Residence Hall***
- 1965 **Letchworth Dining Hall**
Named in honor of William Pryor Letchworth (1823-1910), a Western New York businessman and philanthropist whose interests included Native American archaeology, the fine arts, and care of epileptics, the mentally ill, and the poor.
- 1965 **Ontario Residence Hall***
- 1965 **Wyoming Residence Hall***
- 1966 **Allegany Residence Hall***
- 1966 **Erie Residence Hall***
- 1966 **Lauderdale Health Center**
Named in honor of two Geneseo physicians: Dr. Walter Lauderdale, Sr. (1806-1893), who was a member of Geneseo Normal School's original Board of Visitors and served from 1871 to 1893, and his son, Dr. Walter Lauderdale, Jr. (1850-1933), who served on the Board of Visitors from 1894 to 1933.
- 1966 **Milne Library**
Named in honor of Geneseo Normal School's first two principals: Dr. William J. Milne, who served from 1871 to 1889 ; and his brother, Dr. John M. Milne, who served from 1889 to 1905 .
- 1967 **Brodie Fine Arts**
Named in honor of William A. Brodie, a Geneseo attorney whose clients included various members of the Wadsworth family. Brodie was one of several local leaders whose efforts were instrumental in getting a Normal School located in Geneseo.
- 1967 **Clark Service Building**
Named in honor of L. Watson Clark, who served as janitor and chief custodian from 1914 until his retirement in 1949.

- 1967 **Erwin Administration**
Named in honor of Austin W. Erwin, a 1909 Geneseo Normal School graduate who served as Geneseo Town Supervisor, Livingston County District Attorney, and New York State Senator (1944-1963).
- 1967 **Nassau Residence Hall***
- 1967 **Newton Lecture Hall**
Named in honor of George D. Newton, a local attorney who served as Geneseo Justice of the Peace, Livingston County District Attorney, State Supreme Court Justice (beginning in 1962 and apparently until 1965), and member and president of the Board of Visitors and College Council beginning in 1942.
- 1967 **Red Jacket Dining Hall**
Named in honor of Red Jacket (ca. 1758 -1830), Seneca chief and orator who opposed the sale of Western New York Indian land to the whites in the late 1700s.
- 1967 **Suffolk Residence Hall***
- 1969 **MacVittie College Union**
Named in honor of Dr. Robert W. MacVittie, President from 1963 -71 and 1972-79 (he left briefly when he accepted the presidency of the new SUNY upper-division college at Utica -Rome) and Interim President from 1988 to 1989.
- 1969 **Holcomb Learning Center**
Named in honor of Dr. Winfield A. Holcomb, Principal of Geneseo Normal from 1922 to 1934.
- 1970 **Greene Science Building**
Named in honor of Robert A. Greene, who was appointed to Geneseo Normal's science faculty in 1916, left briefly for World War I military service, and served as Chair of the Science Department until his retirement in 1954. Upon his retirement, Greene was the first recipient of the College's Distinguished Service Award.
- 1970 **Niagara Residence Hall***
- 1970 **Wayne Residence Hall***
- 1970 **Onondaga Residence Hall***
- 1973 **Alumni Field House**
- 1995 **South Hall**
- 1995 **Campus House** (17 Main Street), built in 1816 , acquired by Campus Auxilliary Service (CAS)
- 1997 **Roemer House** (11 Bank Street) , purchased by the College.
Named in honor of Dr. Spencer J. Roemer, Director of Admissions Emeritus and college benefactor.
- 1998 **Big Tree Inn** (46 Main Street), built in 1832, obtained by CAS.

2000	McClellan House/Lockhart Gallery (26 Main Street), built in 1825 , purchased by the College.
2001	Saratoga Terrace* (Townhouses)
2004	Putnam Hall*
2004	Merritt Athletic Center (formerly known as Alumni Field House)
2006	Integrated Science Center
2007	Greenhouse

*Named for New York State counties.

LIBRARY

MILNE LIBRARY

- Milne Library is named after Dr. William J. Milne, who was the first Principal of the Geneseo Normal School from 1871 to 1889, and his brother, Dr. John M. Milne, who was Principal from 1889 to 1903.
- Completed and occupied: 1966.
- Gross square footage: 70,591 square feet.

FRASER STUDY CENTER

Fraser Hall is named after Bertha Paine Fraser, who was one of the first two women appointed to Geneseo Normal School's Board of Visitors. Fraser was the College's main library from 1956 to 1966. It now serves as a quiet study area. It also houses government documents and older volumes of selected periodicals.

RESOURCES (2005-2006)

637,100 Books, periodicals and documents
847,854 Microtexts
25,822 Periodical subscriptions

GLOCAT (Geneseo Libraries Online Catalog)

GLOCAT is the primary access point to Milne Library's collections.

GLOCAT may be accessed from terminals located at various points in the library or from any computer with internet access.

- GLOCAT will answer questions such as:
 1. does the library have a specific item you want?
 2. does the library have items on a specific subject?
 3. where are the items located?
 4. are the items currently in the library, or are they checked out?
 5. WorldCat and SUNYConnect are other catalogs that provide access to Milne's collections, plus many other libraries' collections. Links to both are Available on the Library's homepage (<http://library.geneseo.edu>)

GOVERNMENT DOCUMENTS

Milne Library is designated a U.S. and New York State depository library. The collection includes more than 151,812 items (many on microfiche) representing a wide variety of subjects

supporting the College curriculum, research, and the information needs of the general public. The Library also provides online access to government information through its web site.

TEACHER EDUCATION RESOURCE CENTER

The Teacher Education Resource Center contains a collection of specimen materials for study and examination by people interested in preschool, elementary, secondary, and special education. The collection includes sample curriculum guides, teaching handbooks, audiovisual instructional materials, educational software, assessment instruments, elementary and secondary textbooks, and reference works related to curriculum development and implementation. The collection also includes children's and young adults' books.

SPECIAL COLLECTIONS

The College Archives Collection attempts to preserve SUNY Geneseo's institutional history and includes records and publications of the College from 1869 to the present. All materials are restricted to in-library use, and selected materials may be used only with permission of the College Archivist.

The Genesee Valley Historical Collection comprises over 5,900 volumes on county, town, village, family, and church history in Allegany, Genesee, Livingston, Monroe, Ontario, Orleans, Steuben, and Wyoming counties. Some materials in this collection are restricted to in-library use, but most may be signed out for the regular loan period. The collection is available for use whenever a reference librarian is on duty.

The Carl Schmidt Collection in Historic Architecture includes notes, manuscripts, slides, photographs, and measured drawings Schmidt collected in the preparation of some twenty publications on historical architecture. Items from this collection may be used in the library with the permission of the College Archivist.

The Wadsworth Family Papers concern the first and continued settlement of land in the Genesee region known as the Phelps and Gorham purchase from 1790 to about 1950, and include a variety of records and documents from the family land offices. The collection consists of an estimated 50,000 pieces. Items from this collection may be used in the library with the permission of the College Archivist.

The Martha Blow Wadsworth Photography Collection consists of 33 albums of photographs taken or collected by Ms. Wadsworth, a talented amateur, on her travels in the United States, Panama, Europe, and the Genesee Region between 1890 and World War I. Items from this collection may be used in the library with the permission of the College Archivist.

The Aldous Huxley Collection comprises writings by and about Huxley. All materials are restricted to in-library use.

The Walter Harding Collection consists of writings about Henry David Thoreau and transcendentalism. All materials are restricted to in-library use.

TECHNOLOGY

Computing & Information Technology (CIT) supports technology at Geneseo. Geneseo offers exceptional computing facilities in all academic buildings and residence halls. For complete details on the information provided below, please contact the CIT HelpDesk at 245 -5588 or visit our website at <http://cit.geneseo.edu>. The HelpDesk is staffed by both professionals and students and offers computer assistance for students, faculty and staff.

SUNY Geneseo requires incoming freshmen or undergraduate students who expect to graduate with the class of 2011 or later to bring a notebook computer to Geneseo. This requirement has several benefits, including:

- enabling students, faculty, and staff to take advantage of learning opportunities that exist only when every student in a classroom has a laptop;
- establishing a campus culture in which faculty and staff are increasingly willing and able to explore innovative and effective classroom and co-curricular uses of information technology;
- encouraging students to develop essential computer skills.

The Notebook Purchase Program is a voluntary program that provides students with a high-performance wireless notebook at a discounted price. For the most up -to-date information, visit <http://notebook.geneseo.edu>.

Geneseo offers exceptional technology facilities. There are over 60 computing labs including a lab for each residence hall. All Geneseo classrooms have computer/notebook projection and Internet access. Many of the classrooms also have other technologies including VCRs, laserdiscplayers, and visualizers. The Innovation Center, located in the lower level of Newton Hall, offers specialized services including video editing, slide scanning, poster printing, and video/audio duplication. Wireless networking is also available in academic buildings, residence halls and surrounding outdoor areas on campus, allowing students with notebook computers the benefits of the campus network without plugging in.

myCourses is Geneseo's online learning management system that enables faculty to post documents, administer assessments (surveys, quizzes and tests), create discussion forums, wikis and blogs, receive and grade assignments, post grades and more. myCourses provides students with anytime, anywhere, access to their course materials.

my.Geneseo.edu is a personal, customizable, web-based information portal to SUNY Geneseo that provides students with access to academic calendars, course offerings, academic department information, campus news and activities.

KnightWeb is the secure, self-service web interface to college administrative data. Students can register for courses, make payments, review/accept financial aid, view grades, transcripts, and campus mailbox assignments and take surveys.

Telephones are furnished in each residence hall room and provide free local calling, voice mail, and call waiting.

Geneseo offers cable TV to the residence halls. Presented on over 80 channels are instructional offerings, weather forecasts, ESPN, TNT, CNN, MTV, SciFi, HGTV, History and more. First-run feature films appear on two different channels 7 days a week/24 hours a day. Pay-per-view subscription service is also available.

STUDENTS

APPLICATIONS, ADMISSIONS AND REGISTRATIONS

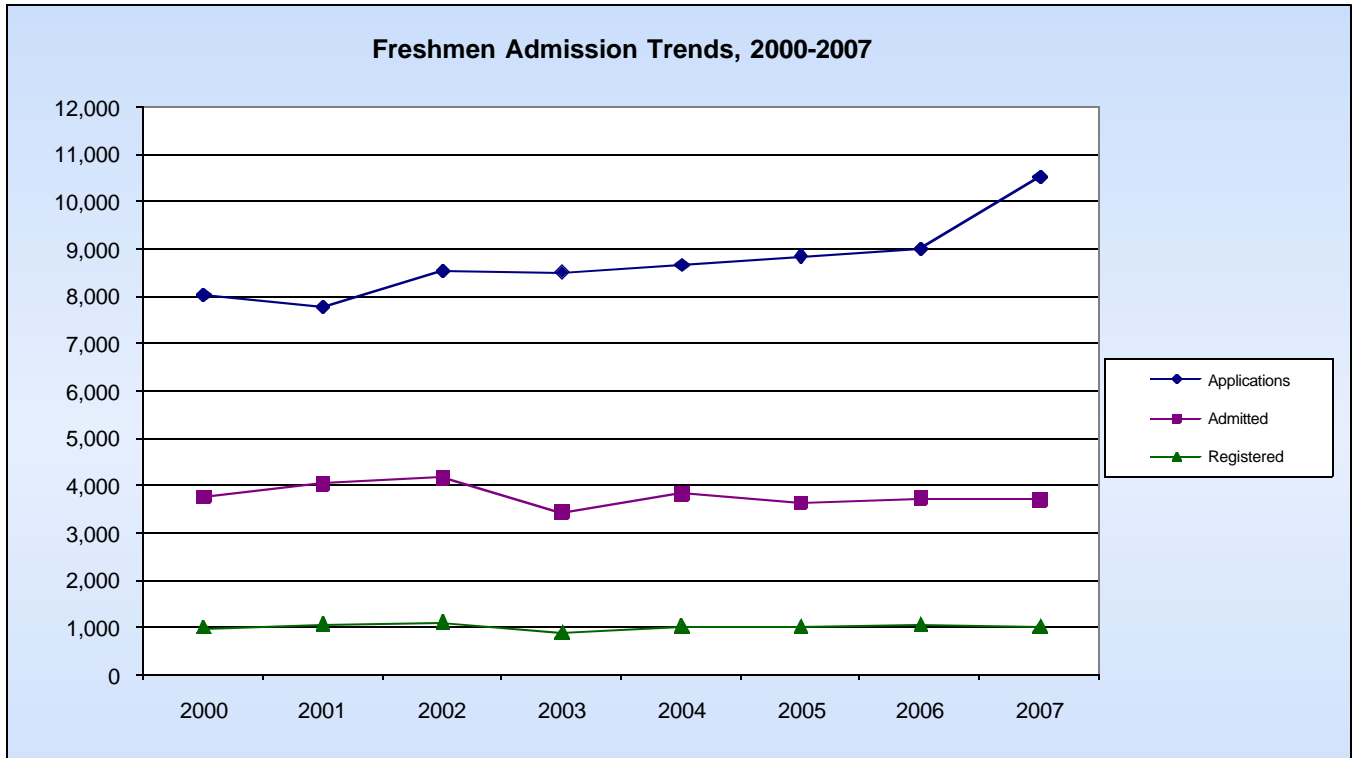
	FRESHMEN*							
	2000	2001	2002	2003	2004	2005	2006	2007
Applications	8,046	7,794	8,535	8,526	8,661	8,861	9,012	10,527
Admitted	3,768	4,044	4,180	3,445	3,846	3,639	3,739	3,720
% Admitted	46.8%	51.9%	49.0%	40.4%	44.4%	41.1%	41.5%	35.3%
Registered	1,013	1,087	1,129	907	1,039	1,028	1,073	1,034
% Registered	26.9%	26.9%	27.0%	26.3%	27.0%	28.2%	28.7%	27.8%

*Source: Annual Freshman Class Profile Sheet prepared by the Admissions Office in May.
Registered counts are not based on the official fall semester enrollment.

	TRANSFERS+							
	2000	2001	2002	2003	2004	2005	2006	2007
Applications	1,240	1,394	1,528	1,493	1,402	1,520	1,629	1,521
Admitted	551	669	669	681	739	745	733	628
% Admitted	44.4%	48.0%	43.8%	45.6%	52.7%	49.0%	45.0%	41.3%
Registered	280	341	346	373	395	364	382	367
% Registered	50.8%	51.0%	51.7%	54.8%	53.5%	48.9%	52.1%	58.4%

+Source: Form 7A prepared by Admissions Office prior to the Fall Enrollment Report.
Registered counts are not based on the official fall semester enrollment.

	TOTAL FIRST YEAR, FRESHMEN AND TRANSFER							
	2000	2001	2002	2003	2004	2005	2006	2007
Applications	9,286	9,188	10,063	10,019	10,063	10,381	10,641	12,048
Admitted	4,319	4,713	4,849	4,126	4,585	4,384	4,472	4,348
% Admitted	46.5%	51.3%	48.2%	41.2%	45.6%	42.2%	42.0%	36.1%
Registered	1,263	1,428	1,475	1,280	1,434	1,392	1,455	1,401
% Registered	29.2%	30.3%	30.4%	31.0%	31.3%	31.8%	32.5%	32.2%



	2000	2001	2002	2003	2004	2005	2006	2007
Applications	8,046	7,794	8,535	8,526	8,661	8,861	9,012	10,527
Admitted	3,768	4,044	4,180	3,445	3,846	3,639	3,739	3,720
Registered	1,013	1,087	1,129	907	1,039	1,028	1,073	1,034

FRESHMAN STUDENTS ACADEMIC PROFILES*

HIGH SCHOOL AVERAGE OF REGULAR ENROLLED FRESHMEN									
Range	1999	2000	2001	2002	2003	2004	2005	2006	2007
95+	21.4	26.0	29.1	28.7	29.7	37.3	38.1	40.4	39.2
90-94	60.9	55.8	53.3	52.9	53.1	46.3	48.8	45.5	47.0
85-89	16.7	17.3	16.7	16.0	15.6	15.1	12.3	12.3	13.0
80-84	1.0	0.9	0.9	2.2	1.5	1.3	1.3	1.3	0.4
75-79	0.0	0.0	0.0	0.2	0.0	0.0	0.4	0.5	0.3
Mean	92.2	92.4	92.6	92.5	92.7	93.0	93.3	93.2	93.3

HIGH SCHOOL RANK									
	1999	2000	2001	2002	2003	2004	2005	2006	2007
Top Decile	44.2	48.0	46.6	44.8	47.8	49.8	50.8	54.4	57.3
9th Decile	41.3	36.1	32.4	30.9	33.3	29.2	32.1	28.3	24.7
8th Decile	13.8	14.1	14.4	14.6	12.2	13.5	9.8	13.3	11.3
7th Decile	0.5	1.5	4.3	5.7	3.6	5.3	4.9	2.9	5.5
6th Decile	0.1	0.1	1.5	2.2	2.1	1.7	1.7	0.9	0.9
5th Decile	0.1	0.1	0.8	1.3	0.7	0.5	0.6	0.2	0.2
4th Decile	0.0	0.0	0.0	0.5	0.3	0.0	0.0	0.0	0.2
Mean	87.5	87.6	86.3	85.0	86.4	86.9	87.2	88.0	88.1

SAT DISTRIBUTION OF ENROLLED FRESHMEN (PERCENT)

SAT - Verbal									
Range	1999+	2000+	2001+	2002+	2003+	2004+	2005+	2006+	2007+
700-800	7.3	10.3	7.0	8.7	11.6	13.8	14.3	16.2	25.8
600-699	42.9	48.6	48.5	51.0	58.1	63.0	65.0	63.2	60.5
500-599	45.5	38.5	40.5	37.9	27.5	22.9	19.9	19.9	13.5
400-499	4.1	2.6	3.3	2.4	2.8	0.3	0.8	0.7	0.2
300-399	0.2	0.0	0.7	0.0	0.0	0.0	0.0	0.0	0.0
200-299	0.0	0.0	0.0	0.0	0.0	0.0	0.0	0.0	0.0

SAT - Math									
Range	1999+	2000+	2001+	2002+	2003+	2004+	2005+	2006+	2007+
700-800	5.3	7.9	7.4	7.6	9.8	15.6	15.7	19.3	21.9
600-699	49.1	52.6	53.0	61.1	67.7	64.5	71.1	67.5	67.4
500-599	42.8	38.0	37.0	30.1	21.8	19.6	12.9	12.9	10.7
400-499	2.8	1.5	2.6	1.2	0.7	0.3	0.3	0.3	0.0
300-399	0.0	0.0	0.0	0.0	0.0	0.0	0.0	0.0	0.0
200-299	0.0	0.0	0.0	0.0	0.0	0.0	0.0	0.0	0.0

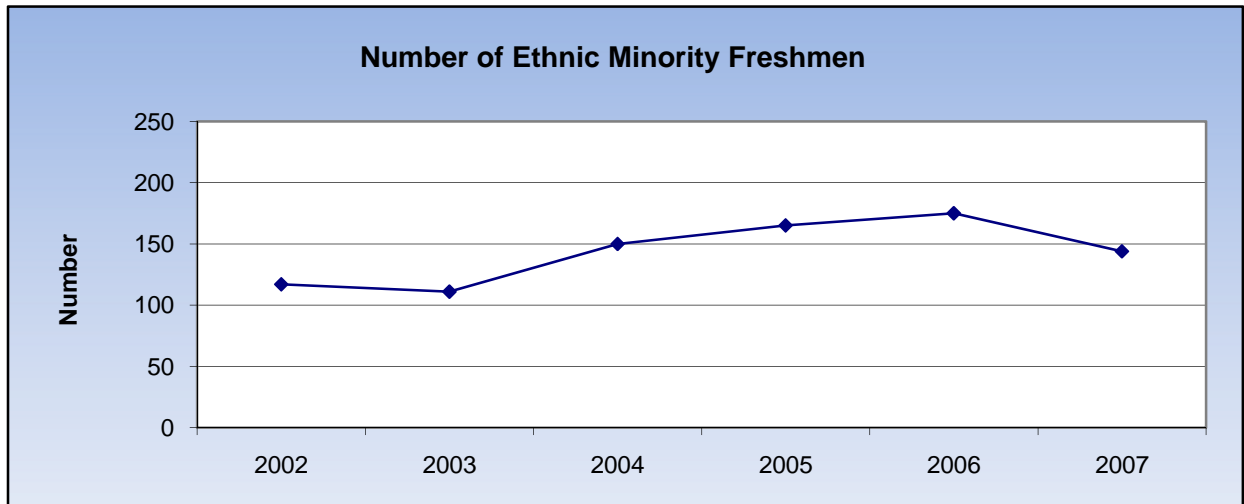
MEAN COMBINED SAT SCORES OF ENROLLED FRESHMEN									
Test	1999+	2000+	2001+	2002+	2003+	2004+	2005+	2006+	2007+
Verbal	597	609	602	611	621	630	634	641	655
Math	602	612	610	619	631	632	647	651	658
Combined	1,199	1,221	1,212	1,230	1,252	1,262	1,281	1,292	1,313

*Does not include Access Opportunity Program (AOP) Students

+Recentered scores

Data Source: Annual Freshman Class Profile Sheet prepared by Admissions Office.

ETHNIC BACKGROUND OF FIRST TIME, FULL TIME STUDENTS



Ethnicity of First Time, Full Time Students						
	2002	2003	2004	2005	2006	2007
American Indian	3	0	4	8	7	3
Asian	63	51	76	82	91	73
Black Non-Hispanic	26	26	32	32	26	29
Hispanic	25	34	38	43	51	39
Total Ethnic Minority	117	111	150	165	175	144
NRA	22	25	15	16	27	16
Unknown			135	24	157	160
White Non-Hispanic	1,008	858	726	820	721	712
Total	1,147	994	1,026	1,025	1,080	1,032

Ethnicity of First Time, Full Time Students (Percent)						
	2002	2003	2004	2005	2006	2007
American Indian	0.3%	0.0%	0.4%	0.8%	0.6%	0.3%
Asian	5.5%	5.1%	7.4%	8.0%	8.4%	7.1%
Black Non-Hispanic	2.3%	2.6%	3.1%	3.1%	2.4%	2.8%
Hispanic	2.2%	3.4%	3.7%	4.2%	4.7%	3.8%
Percent Ethnic Minority	10.2%	11.2%	14.6%	16.1%	16.2%	14.0%
NRA	1.9%	2.5%	1.5%	1.6%	2.5%	1.6%
Unknown			13.2%	2.3%	14.5%	15.5%
White Non-Hispanic	87.9%	86.3%	70.8%	80.0%	66.8%	69.0%
Total	1,147	994	1,026	1,025	1,080	1,032

Source: Institutional Research, 9/07, Census Data

FALL ENROLLMENT

<u>Undergraduates</u>	<u>2001</u>	<u>2002</u>	<u>2003</u>	<u>2004</u>	<u>2005</u>	<u>2006</u>	<u>2007</u>
Full-Time	5,245	5,272	5,201	5,247	5,174	5,230	5,274
Part-Time	<u>126</u>	<u>115</u>	<u>106</u>	<u>128</u>	<u>132</u>	<u>128</u>	<u>121</u>
Total	5,371	5,387	5,307	5,375	5,306	5,358	5,395

<u>Graduate</u>	<u>2001</u>	<u>2002</u>	<u>2003</u>	<u>2004</u>	<u>2005</u>	<u>2006</u>	<u>2007</u>
Full-Time	53	61	59	65	68	78	70
Part-Time	<u>225</u>	<u>220</u>	<u>184</u>	<u>133</u>	<u>110</u>	<u>94</u>	<u>83</u>
Total	278	335	243	198	178	172	153

<u>Headcount</u>	<u>2001</u>	<u>2002</u>	<u>2003</u>	<u>2004</u>	<u>2005</u>	<u>2006</u>	<u>2007</u>
Undergraduate	5,371	5,387	5,307	5,375	5,306	5,358	5,395
Graduate	<u>278</u>	<u>335</u>	<u>243</u>	<u>198</u>	<u>178</u>	<u>172</u>	<u>153</u>
Total	5,649	5,668	5,550	5,573	5,484	5,530	5,548

FULL-TIME UNDERGRADUATES BY GENDER

	<u>2001</u>	<u>2002</u>	<u>2003</u>	<u>2004</u>	<u>2005</u>	<u>2006</u>	<u>2007</u>
Male	1,840	1,862	1,939	2,041	2,101	2,150	2,203
Female	<u>3,405</u>	<u>3,410</u>	<u>3,262</u>	<u>3,206</u>	<u>3,073</u>	<u>3,080</u>	<u>3,071</u>
Total	5,245	5,272	5,201	5,247	5,174	5,230	5,274

GENDER BY FULL-TIME UNDERGRADUATE: PERCENT

	<u>2001</u>	<u>2002</u>	<u>2003</u>	<u>2004</u>	<u>2005</u>	<u>2006</u>	<u>2007</u>
Male	35.1%	35.3%	37.3%	38.9%	40.6%	41.1%	41.8%
Female	64.9%	64.7%	62.7%	61.1%	59.4%	58.9%	58.2%

ANNUAL AVERAGE FTE

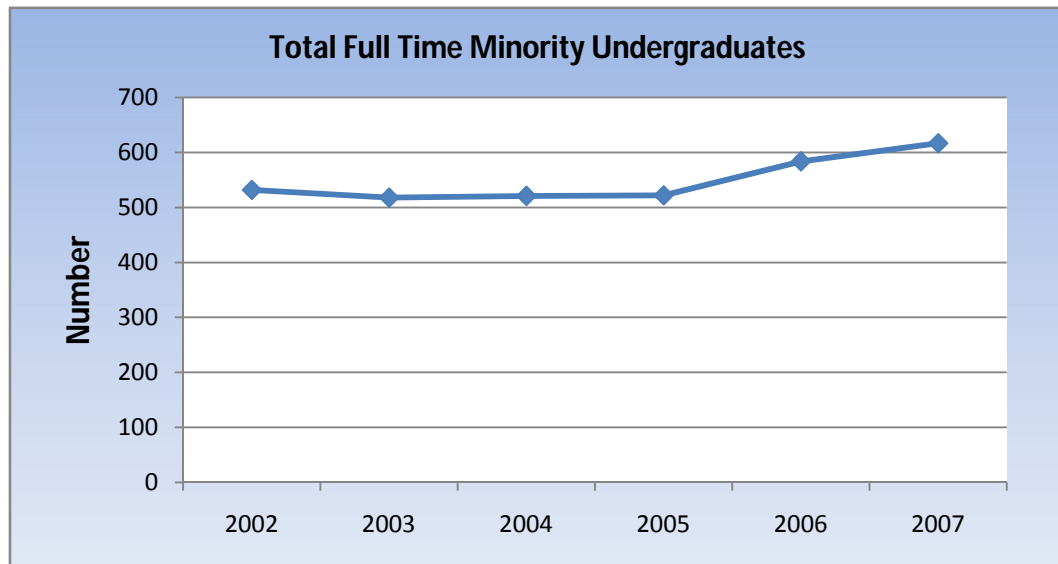
	<u>2001-02</u>	<u>2002-03</u>	<u>2003-04</u>	<u>2004-05</u>	<u>2005-06</u>	<u>2006-07</u>	<u>2007-08</u>
Undergraduate	5,163	5,217	5,144	5,188	5,112	5,163	5,156
Graduate	134	145	121	110	111	109	100
Total	5,297	5,362	5,265	5,298	5,223	5,272	5,256

Geographic Origins
Full Time Undergraduates by SUNY Planning Regions
Fall Semester by Percent

	<u>2001</u>	<u>2002</u>	<u>2003</u>	<u>2004</u>	<u>2005</u>	<u>2006</u>	<u>2007</u>
Western	19.4	19.3	19.4	17.8	17.1	16.7	15.7
Genesee Valley	34.4	34.2	34.9	34.1	34.3	32.3	33.3
Chemung	0.8	0.7	0.7	0.7	0.6	0.6	0.7
Genesee	1.8	2.1	1.9	1.8	1.5	1.4	1.6
Livingston	4.6	4.6	4.9	4.1	3.8	3.5	3.4
Monroe	17.7	17.5	18.6	19.1	20.5	19.7	19.4
Ontario	3.7	3.4	3.4	3.3	3.2	3.0	3.2
Orleans	0.8	0.8	0.8	0.6	0.6	0.4	0.3
Schuyler	0.1	0.2	0.2	0.3	0.3	0.2	1.1
Seneca	0.5	0.5	0.4	0.4	0.5	0.4	0.5
Steuben	2.1	2.1	1.9	1.9	1.4	1.2	1.3
Wayne	2.0	2.0	2.0	1.5	1.4	1.5	1.4
Yates	0.3	0.3	0.3	0.4	0.5	0.4	0.4
Central	12.5	13.3	13.5	13.2	13.3	12.6	12.1
Northern	1.3	1.5	1.4	1.4	1.4	1.5	1.3
Northeastern	11.3	10.5	10.1	10.8	10.6	10.6	10.2
Southeast	6.1	6.6	6.4	7.1	7.1	7.6	8.1
New York City	4.9	4.8	5.0	5.0	4.7	5.6	5.9
Long Island	10.0	9.8	10.0	10.7	11.6	13.0	13.7
Unknown New York	0.1	0.0	0.0	0.0	0.0	0.0	0.0
All of New York	5,148	5,142	5,060	5,073	4,955	5,019	5,085
% All of New York	98.2%	97.5%	97.3%	96.7%	95.8%	96.0%	96.4%
Out-of-State	1.0	1.0	1.0	1.0	1.0	1.1	1.3
Foreign Students	0.8	1.5	1.7	2.3	3.0	2.6	2.2
Unknown Other	0.0	0.0	0.0	0.0	0.2	0.3	0.1
Total	5,245	5,272	5,201	5,247	5,174	5,230	5,274

See map for counties within each region.

ETHNIC BACKGROUND OF FULL TIME UNDERGRADUATES



Undergraduates by Ethnic Identification						
	<u>2002</u>	<u>2003</u>	<u>2004</u>	<u>2005</u>	<u>2006</u>	<u>2007</u>
American Indian	11	9	11	16	20	20
Asian	278	269	255	266	298	320
Black Non-Hispanic	102	102	118	103	105	106
Hispanic	<u>141</u>	<u>138</u>	<u>137</u>	<u>137</u>	<u>161</u>	<u>171</u>
TOTAL ETHNIC MINORITY	532	518	521	522	584	617
NRA	79	87	122	154	136	116
Unknown			232	312	527	676
White Non-Hispanic	<u>4,661</u>	<u>4,596</u>	<u>4,372</u>	<u>4,186</u>	<u>3,983</u>	<u>3,865</u>
TOTAL	5,272	5,201	5,247	5,174	5,230	5,274
Percent by Ethnic Identification						
	<u>2002</u>	<u>2003</u>	<u>2004</u>	<u>2005</u>	<u>2006</u>	<u>2007</u>
American Indian	0.2	0.2	0.2	0.3	0.4	0.4
Asian	5.3	5.2	4.9	5.1	5.7	6.1
Black Non-Hispanic	1.9	2.0	2.2	2.0	2.0	2.0
Hispanic	<u>2.7</u>	<u>2.7</u>	<u>2.6</u>	<u>2.6</u>	<u>3.1</u>	<u>3.2</u>
ETHNIC MINORITY %	10.1	10.1	9.9	10.0	11.2	11.7
NRA	1.5	1.6	2.3	3.0	2.6	2.2
Unknown			4.4	6.0	10.1	12.8
White Non-Hispanic	<u>88.4</u>	<u>88.3</u>	<u>83.3</u>	<u>80.9</u>	<u>76.2</u>	<u>73.3</u>
TOTAL	5,272	5,201	5247	5178	5230	5274
NRA is non resident alien or international students.						

UNDERGRADUATE MAJORS AND PREMAJORS
Includes Double Majors

<u>Department/Program</u>	<u>2003</u>	<u>2004</u>	<u>2005</u>	<u>2006</u>	<u>2007</u>
Accounting	139	172	182	200	210
American Studies	8	9 C		4	3
Anthropology	61	68	67	87	80
Applied Physics	7	5	4	6	4
Art	79	74	78	70	60
Biochemistry	88	108	106	103	123
Biology	456	487	546	635	628
Biophysics	4	4	6	8	9
Black Studies	0	0	0	0	3
Business Administration***	480	481	450	433	416
Chemistry	57	59	67	59	71
Childhood Education	-	326	292	257	205
Childhood/Special Education	-	495	434	379	380
Communication	258	253	228	253	282
Communicative Dis & Sci	212	204	196	210	211
Comparative Literature	1	2	0	0	0
Computer Science	105	82	65	50	57
Early Childhood Education	-	63	59	47	64
Economics	59	54	57	56	63
Elementary Education	370	1	0	0	0
English	308	341	363	375	383
French	21	27	21	20	29
Geochemistry	0	0	2	4	3
Geography	43	47	33	33	41
Geological Sciences	49	42	40	40	38
Geophysics	2	2	5	1	0
History	281	268	300	309	324
International Relations	96	108	109	133	153
Management	0	0	0	0	0
Management Info Systems	0	0	0	0	0
Mathematics	249	260	268	258	277
Medical Technology	0	0	0	0	0
Music	42	44	25	31	39
Musical Theatre	10	19	21	20	21
Natural Science	1	1	0	0	1
Philosophy	46	36	38	39	39
Physics	82	103	119	122	135
Political Science	182	208	200	195	196
Psychology	426	432	432	414	406
Sociology	122	144	133	111	130
Spanish	72	74	91	111	116
Special Education	595	0	0	0	0
Theatre/Dance	33	37	32	29	24
Theatre/English	13	10	10	17	12
Unspecified	<u>549</u>	<u>540</u>	<u>495</u>	<u>506</u>	<u>458</u>
DUPLICATED TOTAL	5,606	5,690	5,574	5,625	5,694
UNDULICATED TOTAL	5,303	5,375	5,298	5,342	5,370
% of Double Majors	5.7%	5.9%	5.2%	5.3%	6.0%

UNDERGRADUATE MAJORS AND PREMAJORS
Includes Double Majors

<u>Department/Program</u>	<u>2003</u>	<u>2004</u>	<u>2005</u>	<u>2006</u>	<u>2007</u>
Education Majors					
N-6*	953	958	785	683	651
7-12**	564	599	618	584	563
Total Education Majors	1,517	1,557	1,403	1,267	1,214

*N-6 (Childhood) certification total includes Special Education single and dual

**7-12 (Adolescence/Secondary) certification total excludes Communicative Di

***Prior to 2000 the program was Management.

UNDERGRADUATE MINORS

	2003	2004	2005	2006	2007
Africana Studies	4	6	2	2	2
American Studies	1	5	2	4	2
Anthropology	15	17	15	16	18
Art History	3	5	10	5	2
Art Studio	20	21	21	17	25
Asian Studies	7	7	4	11	9
Biology	24	25	22	31	45
Business Studies	85	80	76	65	73
Chemistry	24	29	23	25	29
Cognitive Science	1	2	1	0	5
College Honors Program	1	1	49	1	52
Computer Applications	5	2	3	0	0
Computer Science	11	10	2	3	5
Conflict Studies	2	3	7	6	5
Criminal Justice	24	26	16	7	11
Dance	15	16	12	14	14
Economics	6	7	27	21	18
English Literature	12	14	14	10	21
English Writing	10	6	6	6	10
Environmental Studies	20	24	22	21	27
Film Studies	2	2	4	2	3
French	3	6	9	9	11
Geography	5	5	2	5	11
Geological Sciences	6	7	6	2	6
German	3	5	2	4	8
Graphics Production	13	14	11	9	12
History	21	29	27	27	26
Human Development	20	19	14	14	19
Information Systems	11	3	2	0	0
Integrated Marketing Communication	-	-	20	29	9
International Relations	9	15	13	7	14
Latin American Studies	3	0	7	8	9
Legal Studies	20	20	29	13	18
Linguistics	5	4	1	5	8
Management	0	0	0	0	0
Mathematics	35	30	43	41	47
Medieval Studies	1	1	2	4	2
Modern European Studies	1	0	0	0	0
Music	8	11	8	6	9
Music Piano Pedagogy	4	6	5	7	7
Musical Theatre	5	4	5	1	1
Organizational Behavior	9	6	2	1	3
Philosophy	15	11	20	18	16
Photolithography	0	0	0	0	0
Physics	0	6	2	2	3
Political Science	21	14	17	14	21
Psychology	45	51	66	69	69
Public Administration	9	4	7	5	3
Public Relations	52	45	24	5	0
Religious Studies	0	1	2	1	1
Sociology	50	53	41	52	41
Spanish	26	30	25	28	45
Theatre	9	6	5	9	5

UNDERGRADUATE MINORS

	<u>2003</u>	<u>2004</u>	<u>2005</u>	<u>2006</u>	<u>2007</u>
Urban Studies	2	4	6	3	3
Women Studies	5	5	6	10	14
TOTAL (DUPLICATED STUDENTS)	708	723	767	675	817
TOTAL (UNDUPLICATED STUDENTS)	634	637	680	597	713
% Students with Minors	12%	12%	13%	11%	13%
Source: Fall Student Data File					

BACHELOR'S DEGREES AWARDED BY PROGRAM

Program	2001-02	2002-03	2003-04	2004-05	2005-06	2006-07	2007-08
Accounting BS	48	33	37	43	46	46	60
American Studies BA	1	0	1	0	3	1	1
Anthropology BA	17	13	15	17	11	19	24
Art	27	12	18	19	19	17	24
Art History BA	5	1	2	8	2	2	6
Art Studio BA	22	11	16	11	17	15	18
Biochemistry BS	15	21	14	13	24	31	13
Biology	81	78	78	84	79	98	110
Biology BA	14	9	15	22	27	34	34
Biology BS	67	69	63	62	52	64	76
Biophysics BS	1	1	0	1	0	2	2
Black Studies BA	0	1	0	0	0	0	0
Business Administration BS	128	126	119	124	131	108	119
Chemistry	9	12	11	5	13	12	17
Chemistry BA	2	2	4	1	0	5	3
Chemistry BS	7	10	7	4	13	7	14
Childhood Education BSEd	-	-	34	56	70	74	50
Childhood/Special Ed. BSEd	-	-	153	181	138	95	99
Communication BA	80	80	70	72	65	62	67
Communicative Disorders & Sciences BS	4	3	4	11	10	9	14
Comparative Literature BA	0	0	0	1	0	0	0
Computer Science BA	35	24	28	21	16	8	8
Early Childhood Education BSEd	-	-	9	16	22	11	11
Economics BA	30	12	17	12	13	20	12
Elementary Education BSEd	64	100	19	-	-	-	-
English BA	62	80	76	100	79	94	81
Foreign Languages	14	18	19	17	11	17	25
French BA	4	7	4	4	2	2	1
Spanish BA	10	11	15	13	9	15	24
Geochemistry BA	0	0	0	0	0	0	0
Geography BA	16	10	13	13	13	10	4
Geological Science BA	6	9	7	8	11	7	13
Geophysics BA	1	0	0	0	2	0	0
History BA	56	60	69	71	62	57	65
International Relations BA	18	15	15	21	12	26	24
Mathematics BA	48	59	51	56	56	51	55
Music BA	5	8	6	9	6	5	6
Musical Theatre BA	-	1	1	1	3	4	2
Natural Science BS	3	0	0	0	0	0	0
Philosophy BA	9	3	7	8	7	3	6
Physics	12	15	20	15	18	19	19
Physics BA	10	10	16	11	14	14	16
Applied Physics BS	2	5	4	4	4	5	3
Political Science BA	36	31	33	49	46	46	46
Psychology BA	114	107	104	116	114	110	109
Sociology BA	33	43	29	40	46	28	48
Special Education BSEd	232	185	19	-	-	-	-
Speech & Hearing Handicapped BS	73	54	46	49	44	44	47
Theatre/Dance	14	8	12	8	5	8	13
Theatre BA	8	7	10	6	5	7	12
Theatre/English	6	1	2	2	0	1	1
TOTAL	1,292	1,222	1,154	1,257	1,195	1,142	1,194

Source: Automated Degree File; based on academic year

MASTER'S DEGREES AWARDED BY PROGRAM

Program	2001-02	2002-03	2003-04	2004-05	2005-06	2006-07	2007-08
Accounting MS	-	-	-	-	4	5	5
Biology and General Science MSEd	3	1	1	2	1	1	0
Chemistry and General Science MSEd	0	1	0	0	0	0	0
Childhood Multicultural Education (1-6) MSEd	-	-	-	-	-	-	1
Communicative Disorders and Sciences MA	25	23	25	26	24	24	21
Early Childhood Education MSEd	-	-	-	-	-	-	2
Elementary (PreK-6) MSEd	6	17	34	33	21	13	6
English MSEd	3	1	2	2	2	0	5
French MSEd	2	0	1	2	1	1	1
Mathematics MSEd	4	3	5	2	7	11	8
Physics and General Science MSEd	0	0	1	0	0	0	0
Psychology MA	0	0	0	0	0	0	0
Reading MSEd	49	35	68	23	28	37	35
Social Studies (7-12) MSEd	4	5	4	3	6	4	3
Spanish MSEd	4	1	3	0	0	1	0
Special Education MSEd	15	17	16	14	9	4	0
TOTAL	115	104	160	107	103	101	87

Source: Automated Degree File; based on academic year

Education Certifications Recommended to the State Education Department
July 1 - June 30

Program	2002-03	2003-04	2004-05	2005-06	2006-07	2007-08
Biology	6	12	14	7	6	5
Blind & Partially Sighted	0	0	0	-	-	-
Chemistry	5	2	2	7	1	5
Childhood Education	-	34	56	70	74	51
Childhood/Special Ed.	-	150	181	138	95	105
Deaf Education	0	0	0	-	-	-
Early Childhood		9	16	22	12	13
Earth Science 7-12	0	1	1	4	2	4
Elementary Teacher N-6*	108	53	38	21	13	6
English	31	22	30	33	29	28
French	2	2	4	1	1	1
Mathematics	44	38	32	40	37	29
Physics	3	3	1	0	3	2
Literacy (Reading)	35	68	23	28	37	35
Social Studies	42	42	44	45	26	28
Spanish	7	8	7	8	11	10
Special Education	19	16	14	9	4	0
Special Education (dual certification)	178	19	**	**	**	**
Speech & Hearing Handicapped	77	71	75	68	68	68
Total Certifications	557	550	538	501	419	390
*Includes Natural Science N-6						
**See: Childhood/Special Ed.						
Source: Degrees Awarded File						

YEAR BY YEAR RETENTION TO 6 YEAR GRADUATION RATES

Year	Initial Fall Cohort	# Retained to Spring	% Retained-Spring	% Fall to Fall Retained	% Retained to Junior Year	% Retained to Senior Year	% Graduating in 6 Years
1990	1,116	1,070	95.9	93.4	86.9	82.9	83.0
1991	1,153	1,119	97.1	91.4	84.7	80.2	80.4
1992	1,122	1,101	98.1	92.0	83.9	79.4	76.9
1993	1,162	1,121	96.5	90.7	82.7	78.5	79.3
1994	1,215	1,171	96.4	89.1	83.0	78.8	79.1
1995	1,170	1,120	95.7	90.6	82.7	80.0	78.5
1996	1,151	1,105	96.0	91.3	85.5	82.7	81.5
1997	1,136	1,100	96.8	89.1	83.3	80.0	78.4
1998	1,216	1,179	97.0	91.7	86.1	81.3	81.3
1999	1,174	1,135	96.7	90.1	82.4	80.8	80.4
2000	1,065	1,030	96.7	90.3	85.0	82.2	80.1
2001	1,137	1,100	96.7	91.5	85.5	80.5	77.9
2002	1,143	1,117	97.7	91.7	85.2	80.5	77.8
2003	989	964	97.5	89.8	82.5	79.2	
2004	1,028	997	97.0	89.8	83.2	78.7	
2005	1,025	997	97.3	91.8	86.4	83.6	
2006	1,082	1,060	98.0	89.4	84.2		
2007	1,030	997	96.8	91.5			
Average Retention/Graduation Rate			96.9	90.8	84.3	80.6	79.6

Graduate Enrollment by Program*

Program	<u>2001</u>	<u>2002</u>	<u>2003</u>	<u>2004</u>	<u>2005</u>	<u>2006</u>	<u>2007</u>
Accounting	-	-	-	-	4	4	6
Elementary Education							
Reading and Literacy (N-6)	28	42	64	34	11	4	0
Early Childhood (N-6)	10	7	3	5	3	0	0
Early Childhood (B-2)	-	-	-	1	7	5	6
Biology and General Science	3	2	1	2	1	1	0
Chemistry and General Science	1	0	0	0	0	0	0
English	4	4	6	4	5	7	5
Foreign Languages							
French	3	1	3	3	4	0	1
Spanish	2	2	0	1	2	4	0
Mathematics	5	6	5	13	12	10	12
Physics and General Science	0	0	0	0	0	0	0
Reading (Elementary Education N-6)	26	19	21	9	2	1	0
Reading and Literacy (B-6)	-	-	-	29	46	50	32
Reading and Literacy (5-12)	-	-	-	4	5	8	12
Reading Teacher (N-2)	59	67	25	3	1	0	0
Social Studies (7-12)	7	7	6	7	7	4	1
Special Education	26	33	21	13	3	0	0
Speech Pathology	<u>42</u>	<u>38</u>	<u>42</u>	<u>40</u>	<u>33</u>	<u>45</u>	<u>38</u>
TOTAL	216	228	197	168	146	143	113

*Counts do not include non-matriculating students

Source: SDF Census File

FACULTY AND STAFF

ETHNICITY OF FULL TIME FACULTY

Department	White-Non Hispanic	Black-Non Hispanic	Hispanic	Asian/ Pacific Islander	American Indian/AK Native	Non- Resident Alien	Total
Anthropology	3	1	1	1	0	0	6
Biology	16	0	1	1	0	0	18
Chemistry	6	0	0	0	0	3	9
Communication	6	0	0	0	0	2	8
Communicative Disorders & Sciences	5	0	0	0	0	0	5
Computer Science	3	0	0	3	0	0	6
English	19	1	0	1	0	0	21
Foreign Languages	5	0	4	0	0	1	10
Geography	7	0	0	0	0	0	7
Geological Sciences	6	0	0	0	0	0	6
History	12	1	0	1	0	0	14
Mathematics	15	0	0	3	0	0	18
Philosophy	8	0	0	0	0	0	8
Physics	6	0	0	2	0	0	8
Political Science & International Relations	8	0	0	0	0	0	8
Psychology	14	0	1	0	0	0	15
School of Business	12	0	0	2	0	4	18
School of Education	22	0	0	1	1	0	24
School of the Arts	25	0	2	0	0	1	28
Sociology	9	0	0	2	0	0	11
Total	207	3	9	17	1	11	248
	%	83.5%	1.2%	3.6%	6.9%	0.4%	4.4%

Source: IPEDS reporting file provided by SUNY System Administration

ETHNICITY OF PART TIME FACULTY

<u>Department</u>	White-Non Hispanic	Black-Non Hispanic	Hispanic	Asian/ Pacific Islander	American Indian/AK Native	Non- Resident Alien	Total
Anthropology	2	0	0	0	0	0	2
Biology	2	0	0	0	0	0	2
Chemistry	1	0	0	0	0	0	1
Communication	1	0	0	0	0	0	1
Communicative Disorders & Sciences	12	0	0	0	0	0	12
Computer Science	2	0	0	1	0	0	3
English	9	0	0	0	0	0	9
Foreign Languages	6	0	0	2	0	0	8
Geography	2	0	0	0	0	0	2
Geological Sciences	0	0	0	0	0	0	0
History	1	0	0	0	0	0	1
Mathematics	4	0	0	0	0	0	4
Philosophy	3	0	0	0	0	0	3
Physics	0	0	0	0	0	0	0
Political Science & International Relations	2	0	0	0	0	0	2
Psychology	4	0	0	0	0	1	5
School of Business	8	0	0	0	0	0	8
School of Education	4	0	0	0	0	0	4
School of the Arts	15	1	0	0	0	0	16
Sociology	1	0	0	0	0	0	1
Total	79	1	0	3	0	1	84
%	94.0%	1.2%	0.0%	3.6%	0.0%	1.2%	
Source: IPEDS reporting file provided by SUNY System Administration							

GENDER OF FACULTY BY DEPARTMENT

<u>Department</u>	<u>Grand Total</u>	<u>Full-Time</u>			<u>Part-Time</u>		
		<u>Total</u>	<u>Male</u>	<u>Female</u>	<u>Total</u>	<u>Male</u>	<u>Female</u>
Anthropology	8	6	3	3	2	1	1
Biology	20	18	11	7	2	0	2
Chemistry	10	9	8	1	1	1	0
Communication	9	8	5	3	1	1	0
Communicative Disorders & Sciences	17	5	3	2	12	2	10
Computer Science	9	6	2	4	3	3	0
English	30	21	13	8	9	3	6
Foreign Languages	18	10	3	7	8	2	6
Geography	9	7	5	2	2	1	1
Geological Sciences	6	6	4	2	0	0	0
History	15	14	9	5	1	1	0
Mathematics	22	18	13	5	4	4	0
Philosophy	11	8	7	1	3	2	1
Physics	8	8	7	1	0	0	0
Political Science & International Relations	10	8	5	3	2	1	1
Psychology	20	15	8	7	5	1	4
School of Business	26	18	13	5	8	5	3
School of Education	28	24	7	17	4	3	1
School of the Arts	44	28	15	13	16	7	9
Sociology	12	11	6	5	1	1	0
Total	332	248	147	101	84	39	45
%		74.7%	59.3%	40.7%	25.3%	46.4%	53.6%

Source: IPEDS reporting file provided by SUNY System Administration

FACULTY/STAFF AWARDS

ALUMNI PROFESSOR

Wendy Pogozeleski	2004	Chemistry
Kurt Fletcher	2001	Physics
* Robert Beason	1998	Biology
Stephen Padalino	1995	Physics

AMERICAN PSYCHOLOGICAL ASSOCIATION TEACHING of PSYCHOLOGY AWARD

Margaret Matlin	1985	Psychology
-----------------	------	------------

AMERICAN SPEECH and HEARING ASSOCIATION FELLOW

Nick Schiavetti	1992	Communicative Disorders & Sciences
Dale Metz	1991	Communicative Disorders & Sciences

AMERICAN PSYCHOLOGICAL FOUNDATION DISTINGUISHED TEACHING in PSYCHOLOGY AWARD

Margaret Matlin	1995	Psychology
-----------------	------	------------

ART HATTON AWARD for EXCELLENCE in COLLEGE ADVANCEMENT

Amy Sheldon	2007	Geological Sciences
-------------	------	---------------------

CARA AWARD for EXCELLENCE in TEACHING MEDIEVAL STUDIES

Ronald Herzman	2004	English
William Cook	2004	History

CARL H. NAISH AWARD, EXCELLENCE in TEACHING

* Rosanne Hartman	1991	Communication
-------------------	------	---------------

CARNEGIE/CASE PROFESSOR of the YEAR for NEW YORK AWARD

Stephen Padalino	2000	Physics
William Cook	1992	History

CHANCELLOR'S AWARD for EXCELLENCE in FACULTY SERVICE

Michael Schinski	2008	Finance
Paul Schacht	2007	English
Mary Ellen Zuckerman	2006	School of Business
Dennis Showers	2005	School of Education

CHANCELLOR'S AWARD for EXCELLENCE in LIBRARIANSHIP

Kim Davies Hoffman	2007	Milne Library
Sue Ann Brainard	2004	Milne Library
* Paula Henry	1995	Milne Library
* Judith Bushnell	1990	Milne Library
* David Parish	1979	Milne Library

CHANCELLOR'S AWARD for EXCELLENCE in PROFESSIONAL SERVICE

Tamara Hurlburt	2006	Judicial Affairs
Dennis Showers	2005	School of Education
* Roxanne Johnston	2005	College Advancement
Barbara Howard	2004	School of Business
Marilyn Moore	2003	Intercollegiate Athletics
* Scott Hooker	2001	Admissions
* Susan Bailey	2000	Dean's Office
* Donald Lackey	1999	Personnel Office
* Isom Fearn	1998	Access Opportunity Program
* Ronald Pretzer	1997	College Advancement
* Laura Wrubel	1996	Dean's Office
Kathy Trainor	1995	College Activities
Katherine Hayes-Sugarman	1994	Dean of Students
Jerald Wrubel	1993	Career Services
* William Davis	1992	Computer Center
* Edward Reiman	1991	Financial Aid
* Jan Graeter	1990	Admissions
* Roseanne Bellanca	1989	School of Business
* Katharyn Crabbe	1988	Graduate Studies
* Richard Rosati	1987	Alumni Affairs
* Dolores Donnelly	1981	College Activities
William Caren	1980	Student Services & Staff Relations
* Joan Schumaker	1979	Undergraduate Studies
Thomas Matthews	1978	College Activities

CHANCELLOR'S AWARD for EXCELLENCE in SCHOLARSHIP and CREATIVE ACTIVITIES

Michael Lynch	2008	Psychology
Gerard Floriano	2007	Music
Stephen Padalino	2006	Physics
Steve Derne	2004	Sociology
Anthony Gu	2003	School of Business
* Rong Lin	2002	Computer Science

CHANCELLOR'S AWARD for EXCELLENCE in TEACHING

Jennifer Katz	2008	Psychology
Michael Rozalski	2008	Education
Caroline Woidat	2008	English
Christopher Annala	2007	Economics
David Geiger	2007	Chemistry
Iam Alam	2006	School of Business
Kathryn Rommel-Esham	2006	Education
Melissa Sutherland	2006	Mathematics
Joseph Cope	2005	History
Anne Eisenberg	2005	Sociology
Rosemary McEwen	2005	Foreign Languages
Carol Faulkner	2004	History
Edward Pogozeleski	2004	Physics
Rachel Hall	2003	English
Michael Oberg	2003	History
Monica Schneider	2003	Psychology
Emilye Crosby	2002	History
Tze-Ki Hon	2002	History
Beth McCoy	2002	English
Patrice Case	2001	Art
Edward Wallace	2001	Mathematics
Isidro Bosch	2000	Biology
Anne-Marie Reynolds	2000	Music
JeeLoo Liu	2000	Philosophy
Harold Hoops	1999	Biology
Tom MacPherson	1999	Art
Irina Vasiliev	1999	Geography
Jeffrey Over	1998	Geological Sciences
Kurt Fletcher	1997	Physics
* Joseph McCartin	1997	History
Paul Schacht	1997	English
* Carol Highsaw	1996	English
Jonette Lancos	1996	Performing Arts
Chris Leary	1996	Mathematics
Frank K. Cylke	1995	Sociology
James Kimball	1995	Music
* Wanda Spruill	1995	School of Business
William Leyerle	1994	Music
Olympia Nicodemi	1994	Mathematics
Robert O'Donnell	1994	Biology
Robert Owens	1993	Speech & Audiology
Laura Doan	1992	English
Stephen Padalino	1992	Physics
Nicholas Schiavetti	1992	Speech Pathology & Audiology
*Brian Coffey	1991	Geography

CHANCELLOR'S AWARD for EXCELLENCE in TEACHING

* Stephen West	1991	Mathematics
* Daniel Fink	1990	Art
* David Martin	1990	School of Business
Celia Easton	1989	English
* Jerry Reber	1989	Physics
* Peter Meiksins	1989	Sociology
* Nancy Kleniewski	1987	Sociology
Daniel Strang	1987	School of Business
Stacey Edgar	1986	Computer Science
Donald Marozas	1986	Education
Eugene Stelzig	1985	English
Walter Soffer	1982	Philosophy
* Wendell Rhodes	1981	Anthropology
* Donald Watt	1981	English
Gary Towsley	1980	Mathematics
* Phillip Boger	1980	Geological Sciences
* Donald Innis	1979	Geography
* Thomas Pray	1979	School of Business
* Huston Hallahan	1978	English
* James Willey	1978	Music
Margaret Matlin	1977	Psychology
* James Scholes	1977	English
* Nona Schurman	1977	Dance
* Joseph Dechario	1976	Music
* William Edgar	1976	Philosophy
Ronald Herzman	1976	Education
* Wayne Mahood	1976	Education
* Lawrence Casler	1975	Psychology
* Richard Salisbury	1975	History
* H. Gordon Miller	1975	Art
William Cook	1974	History
* William Edgar	1974	Philosophy
* John Kucaba, Jr.	1974	Music

CHANCELLOR'S AWARD for INTERNATIONALIZATION

Robert Goeckel	2004	Political Science
----------------	------	-------------------

CHANCELLOR'S RESEARCH RECOGNITION AWARD

David Geiger	2005	Chemistry
Dale Metz	2005	Communicative Disorders & Sciences
Richard Young	2002	Geological Sciences

CORNARO AWARD

Linda House 1992 Communicative Disorders & Sciences

DISTINGUISHED PROFESSOR

* David Meisel 2001 Physics
* Robert Beason 1999 Biology
* Rita Gollin 1995 English
* Srinivasa Leelama 1995 Mathematics

DISTINGUISHED SERVICE to HIGHER EDUCATION

Robert Bonfiglio 2005 Student and Campus Life

DISTINGUISHED SERVICE PROFESSOR

Daniel Strang 2006 School of Business
James Walker 1998 Music
* Charles Bailey 1997 History
* Karen Duffy 1995 Psychology
* Wayne Mahood 1994 Education
* Robert Isgro 1993 Music
Richard Young 1991 Geological Sciences
* William Small 1985 Mathematics
* Martin Fausold 1985 History
* John Paul 1982 Speech Pathology & Audiology
* Richard Stolper 1982 Educational Studies
* Bertha V.B. Lederer 1980 Fine Arts
* Gifford Orwen 1980 Foreign Languages
* Harold Starbuck 1979 Speech Pathology & Audiology
* Kathryn Beck 1978 History
* Myrtle Merritt 1976 Health, Physical Ed. & Recreation
* Hans Gottschalk 1975 English

DISTINGUISHED TEACHING PROFESSOR

Stephen Padalino 2007 Physics
Robert O'Donnell 2003 Biology
Robert Owens 2003 Communicative Disorders & Sciences
* Stephen West 2000 Mathematics
Gary Towsley 1998 Mathematics
Eugene Stelzig 1997 English
* Jerry Reber 1995 Physics
* James Willey 1990 Music

DISTINGUISHED SERVICE PROFESSOR

Ronald Herzman	1989	English
Margaret Matlin	1987	Psychology
William Cook	1984	History
* William Edgar	1979	Philosophy
* Rose Alent	1975	Foreign Languages
* Richard F. Smith	1974	Chemistry
* Robert Sells	1973	Physics

DISTINGUISHED UNIVERSITY PROFESSOR

* Walter Harding	1973	English
------------------	------	---------

FIRST TIME PATENT AWARD

* Rong Lin	2002	Computer Science
------------	------	------------------

GENESEO ALUMNI ASSOCIATION SUPPORTED PROFESSORSHIP

Ganie DeHart	2008	Psychology
Ganie DeHart	2007	Psychology

GENESEO FOUNDATION PROFESSOR

Daniel Strang	2000	School of Business
David Geiger	1997	Chemistry

HAIMO AWARD for DISTINGUISHED COLLEGE TEACHING

Olympia Nicodemi	2003	Mathematics
Gary Towsley	2000	Mathematics

HARTER FACULTY MENTORING AWARD

Rosemary McEwen	2008	Foreign Languages
J. Christopher Pruxzynski	2007	Communication
Isidro Bosch	2005-06	Biology
Emilye Crosby	2004-05	History
Thomas MacPherson	2003-04	Art
Chi Ming Tang	2002-03	Mathematics
Mary Mohan	2001-02	Communication
Stephen Padalino	2000-01	Physics
Ganie Dehart	1999-00	Psychology
* William Edgar	1998-99	Philosophy
Stacey Edgar	1997-98	Philosophy

MATHEMATICAL ASSOCIATION of AMERICA'S TEACHING AWARD (Seaway Section)

Olympia Nicodemi	2000	Mathematics
Gary Towsley	1999	Mathematics
* Stephen West	1993	Mathematics

NATIONAL COUNCIL for GEOGRAPHIC EDUCATION, DISTINGUISHED COLLEGE TEACHER AWARD

Darrell Norris	1987	Geography
----------------	------	-----------

NEW YORK STATE SPEECH & HEARING ASSOCIATION DISTINGUISHED ACHIEVEMENT AWARD

Dale Metz	1994	Communicative Disorders & Sciences
Nicholas Schiavetti	1993	Communicative Disorders & Sciences

PRESIDENT'S AWARD for EXCELLENCE in ACADEMIC ADVISEMENT

Robert O'Donnell	2008	Biology
Monica Schneider	2007	Psychology
Amy Sheldon	2006	Geological Sciences
Savi Iyer	2005	Physics
Susan Salmon	2004	School of Education
Celia Easton	2003	English
Margaret Stolee	2002	History
* Gerard Gouvernet	2001	Foreign Languages
Linda House	2000	Communicative Disorders & Sciences
George Briggs	1999	Biology
* Jack Johnston	1998	Music
Daniel Strang	1998	School of Business
* Melvyn Yessenow	1997	Psychology
* Jane Hogan	1996	Education
* Donald Trasher	1995	Mathematics
* Gary DeBolt	1994	Education
Stacey Edgar	1993	Philosophy
Sharon Bossung	1992	School of Business
* Ellen Kintz	1991	Anthropology
Robert Goeckel	1990	Political Science
* Jerry Reber	1990	Physics
* Archibald Reid	1989	Biology
* Lynn Zimmer	1989	Sociology
* Thomas J. Conlon	1988	Education

PRESIDENT'S AWARD for OUTSTANDING PROFESSIONAL SERVICE

Fatima Johnson	2008	Director of Multicultural Affairs
Edwin Rivenburgh	2008	Director of Libraries
Andrea Klein	2007	Campus Scheduling & Events

PRESIDENT'S AWARD for OUTSTANDING PROFESSIONAL SERVICE

* Roy Doane	2006	Facilities and Planning
Debra Hill	2005	College Advancement
* Edward Abbott	2004	Campus Auxiliary Services
* Isom Fearn	2003	Access Opportunity Program
Leonard Sancilio	2002	Dean of Students
Virginia Geer-Mentry	2001	Campus Auxiliary Services
* Kimberly Dalton Ferris	2000-01	Environmental Health & Safety
Susan Chichester	1999-00	Computing & Information Technology
* William Mathews	1998-99	College Advancement
Alan Case	1997-98	School of Performing Arts
Brian Bennett	1996-97	College Advancement
* Gloria Tarantella	1994-95	President's Office
* Ronald Satryb	1993-94	Student & Campus Life
* Fred Bright	1992-93	Sports & Recreation
* Mary Nitsche	1991-92	Computing & Information Technology
* Michael Dailey	1990-91	Facilities Services

DR. SPENCER J. ROEMER SUPPORTED PROFESSORSHIP

Gregg Hartvigsen	2008	Biology
Emilye Crosby	2005	History
Christopher Leary	2002	Mathematics
Isidro Bosch	1999	Biology

SCHOLARSHIP and RESEARCH in the HUMANITIES, ARTS, and SOCIAL SCIENCES

William Cook	2001	History
--------------	------	---------

SOCIETY for the PSYCHOLOGY of WOMEN HERITAGE AWARD for CONTRIBUTION to the TEACHING of PSYCHOLOGY

Margaret Matlin	2001	Psychology
-----------------	------	------------

U.S. FULBRIGHT SCHOLAR PROGRAM (Faculty)

Yanxiang "Anthony" Gu	2005	School of Business
Jeffrey Koch	2002	Political Science
* Karen Duffy	2000	Psychology
Robert Goeckel	2000	Political Science
Robert Goeckel	1995	Political Science
* Karen Duffy	1995	Psychology

U.S. INTERCOLLEGIATE LACROSSE ASSOCIATION-DIVISION III COACH of the YEAR

* Jim Lyons	2004	Intercollegiate Athletics and Recreation
-------------	------	--

* No longer in service to the College

FINANCES

ANNUAL TUITION AND FEES

	<u>2004-05</u>	<u>2005-06</u>	<u>2006-07</u>	<u>2007-08</u>	<u>2008-09</u>
I. Tuition (Resident)					
FULL TIME:					
Undergraduate	4,350.00	4,350.00	4,350.00	4,350.00	4,350.00
Graduate	6,900.00	6,900.00	6,900.00	6,900.00	6,900.00
PART TIME:					
Undergraduate/Credit Hr.	181.00	181.00	181.00	181.00	181.00
Graduate/Credit Hr.	288.00	288.00	288.00	288.00	288.00
II. Tuition (Non-Resident)					
FULL TIME:					
Undergraduate	10,610.00	10,610.00	10,610.00	10,610.00	10,610.00
Graduate	10,920.00	10,920.00	10,920.00	10,920.00	10,920.00
PART TIME:					
Undergraduate/Credit Hr.	429.00	442.00	442.00	442.00	442.00
Graduate/Credit Hr.	438.00	455.00	455.00	455.00	455.00
III. Room and Board					
Room	4,170.00	4,600.00	4,930.00	5,300.00	5,720.00
Board:					
Standard	2,650.00	2,790.00	2,858.00	2,900.00	2,990.00
Silver	3,050.00	3,150.00	3,198.00	3,250.00	3,350.00
Gold		3,550.00	3,558.00	3,610.00	3,700.00
Platinum	3,050.00	3,150.00	3,198.00	3,250.00	3,350.00
Freshmen			3,558.00	3,610.00	3,700.00
IV. Required Fees*					
College	25.00	25.00	25.00	25.00	25.00
Comprehensive Fee (UG)	1,060.00	1,145.00	1,185.00	1,241.00	1,282.90
Technology					
Total UG Fees	1,085.00	1,170.00	1,210.00	1,266.00	1,307.90
Total GR Fees	580.00	606.00	631.00	653.50	673.50
V. Tuition and Fees					
FT Undergrad - NYS Resident	\$5,435.00	\$5,520.00	\$5,560.00	\$5,616.00	\$5,657.90
FT Undergrad - Non Resident	\$11,695.00	\$11,780.00	\$11,820.00	\$11,876.00	\$11,917.90
FT Graduate - NYS Resident	\$7,480.00	\$7,506.00	\$7,531.00	\$7,553.50	\$7,573.50
FT Graduate - Non Resident	\$11,500.00	\$11,526.00	\$11,551.00	\$11,573.50	\$11,593.50

*In 1998 Comprehensive Fee was introduced and took the place of separate fees.

REVENUES

CURRENT FUNDS REVENUES BY SOURCE	2002-03	2003-04	2004-05	2005-06	2006-07
Operating Revenues					
Tuition and Fees	16,441,783	19,762,442	20,611,478	20,584,520	21,204,015
Operating Grants & Contracts					
Federal	4,881,404	4,507,609	4,818,407	4,042,035	5,002,468
State	4,118,588	5,472,551	5,358,378	4,960,258	5,032,566
Local	1,585,438	1,233,143	1,204,119	2,376,610	1,383,656
Auxiliary Enterprises	21,702,114	22,809,565	23,933,860	25,587,039	27,112,352
Independent Operations	0	0	0	0	0
Other Sources	126,729	377,422	436,262	331,865	1,262,921
Total Operating Revenues	48,856,056	54,162,732	56,362,504	57,882,327	60,997,978
Non Operating Revenues					
Government Grants & Contracts					
Federal	0	0	0	0	0
State	26,945,000	27,974,499	28,597,558	33,830,396	39,739,524
Local	0	0	0	0	0
Non Operating Grants					
Federal Non Operating Grants	0	0	0	0	0
State Non Operating Grants	0	0	0	0	0
Local Non Operating Grants	0	0	0	0	0
Private Gifts, Grants, & Contracts	0	418,065	417,446	414,059	364,707
Investment Income	414,104	366,745	735,489	1,314,862	2,352,986
Other Non Operating Revenues	0	0	223,682	4,673	129,272
Total	27,359,104	28,759,309	29,974,175	35,563,990	42,586,489
Other Revenues & Additions					
Capital Appropriations	423,370	598,736	2,431,911	269,185	609
Capital Grants & Gifts	0	0	100,261	5,069	18,113
Additions to Permanent Endowments	0	0	0	0	0
Other Revenues & Additions	0	0	0	0	0
Total Other Revenues & Additions	423,370	598,736	2,532,172	274,254	18,722
TOTAL ALL REVENUES & ADDITIONS	76,638,530	83,520,777	88,868,851	93,720,571	103,603,189
Source: IPEDS Finance Reports, Part B					
Year refers to Fiscal Year, not reporting year					

EXPENDITURES

Expenses & Deductions	2002-03	2003-04	2004-05	2005-06	2006-07
Operating Expenses					
Instruction	25,755,545	25,741,058	27,908,436	29,546,837	33,453,986
Research	766,939	710,059	931,398	647,589	796,757
Public Service	325,009	361,988	433,799	480,327	493,884
Academic Support	2,992,917	3,432,160	3,097,888	4,016,702	3,239,197
Student Services	3,788,084	3,738,796	4,066,509	4,304,152	4,765,780
Institutional Support	8,125,164	8,322,330	8,473,046	9,438,022	10,817,952
Operation & Maintenance of Plant	8,394,938	8,315,981	9,414,836	10,733,321	10,945,375
Depreciation	3,438,895	4,100,856	4,362,609	4,665,413	6,716,169
Scholarships & Fellowships	2,184,892	2,326,295	2,309,257	2,150,111	2,393,745
Auxiliary Enterprises	18,439,011	19,586,604	19,785,775	22,697,597	24,868,580
Other Expenses & Deductions	918,362	1,902,341	1,968,774	1,810,454	142,978
Total Operating Expenses	75,129,756	78,538,468	82,752,327	90,490,525	98,634,403
Non Operating Expenses & Deductions					
Interest	0	3,837,927	3,809,224	4,253,343	4,997,853
Other Non Operating Expenses & Deductions	326,221	332,867	95,572	111,732	178,966
Total Non Operating Expenses & Deductions	326,221	4,170,794	3,904,796	4,365,075	5,176,819
TOTAL EXPENSES & DEDUCTIONS	75,455,977	82,709,262	86,657,123	94,855,600	103,811,222

Source: IPEDS Finance, Part C
Year refers to Fiscal Year, not reporting year

ALUMNI

ALUMNI EXECUTIVE COMMITTEE
2008-2009

Mr. Mark Cronin '88 Henrietta, NY Regional Vice President American Cancer Society/Lakes Region	President
Ms. Tracie Lopardi Brown '95 Lancaster, NY Attorney Harris Beach PLLC	Vice-President
Mrs. Ruth Hawley Gibson '56 Perry, NY Retired Teacher Perry Central School	Secretary
Mr. John Wolf '72 Fairport, NY Speech Pathology/Audiology Program Coordinator Finger Lakes DDSO	Treasurer

ALUMNI DIRECTORS
2008-2009

Mr. Frank Blasioli '73
Pittsford, NY
Health & Safety Representative
General Motors, Rochester, NY

Mr. Bruno Lombardo '00
Buffalo, NY
Financial Consultant
A.G. Edwards & Sons, Inc.

Mrs. Joan Swarouth Carlucci '61
Warsaw, NY
Retired Teacher
Warsaw Central Schools

Mrs. Betty Mitchell Minemier '61
Dansville, NY
Retired Library Media Specialist
Dansville Central School

Mrs. Patricia Malet Fennell '65
Geneseo, NY
Retired Teacher
York Central School

Mr. David O'Hare '81
Victor, NY
Director of Business Development
Integrated Systems

Mr. Michael Fuchs '77
Long Beach, NY
Outreach Operations Manager
North Shore-Long Island Jewish
Health System

Ms. Dawn Liseno Palazzo '83
Penfield, NY
President, Planning Services
AM & M Financial Services

Ms. Ann Gallic '00
West Henrietta, NY
High School Math Teacher
Avon Central Schools

Ms. Karen Podsiadly '90
Rochester, NY
Director, Leadership &
Community Development
SUNY College at Brockport

Mr. Ian Harrop '89
Painted Post, NY
Manager of Global Credit
Corning Incorporated

Mrs. Judith Nichols Rhodes '73
Bethesda, MD
Special Assistant to the President
The Washington Center

Ms. Robin McMahon Jubulis '94
West Seneca, NY
Human Resources Director
Praxair

Ms. Valarie Scott '82
Schenectady, NY
Principal
Yates Arts-in-Education Magnet School

Mr. Mark Kane '80
West Seneca, NY
Sole Proprietor
The Kane Firm, CPA, PC

Mr. Todd Smith '95
Brooklyn, NY
Associate Dean of Student Affairs
Columbia University

Mr. Eddie Lee '76
Latham, NY
Assistant Director of Capital Facilities Services
NYS Office of Mental Retardation

Miss Patricia Southcombe '61
Rochester, NY
Retired Library Media Specialist
Pittsford Central Schools

Mr. Steven Levitsky '89
Rochester, NY
Attorney and Partner
Handelman, Witkowitz & Levitsky

Mr. Michael Tantillo '74
Canandaigua, NY
District Attorney
Ontario County

UNDERGRADUATE ALUMNI ASSOCIATION
EXECUTIVE COUNCIL
2008-2009

Kristina Riggi '10
Beth Farmer '09
Gillian Grobe '10
Marissa Lewis '10
Michael Schoell '10
Patrick Fitzpartrick '09

President
Vice-President
Communications Coordinator
Externship Coordinator
Networking Coordinator
Spring Break Coordinator

GENESEO ALUMNI ASSOCIATION AWARDS

ALUMNUS OF THE YEAR AWARD

The Alumnus of the Year Award is given to a Geneseo graduate who has achieved distinction for professional achievement.

1977	Roy McTarnaghan '54	1983	Thomas Sergiovanni '58
1978	Dorothy White Buehring Phillips '30	1984	Joseph Shubert '51
1979	Marion Mann Vosburgh-Canedo '65	1985	Ray Miller '35
1979	Andrew Biondolillo '51	1986	James Allan '61
1980	Carol Clark Keppler '55	1987	Robert Sleight '43
1981	Linda Mazza Bretz '56	1988	Bruce Jordan '66
1982	Robert Spencer '43		

PROFESSIONAL ACHIEVEMENT AWARDS

The Professional Achievement Award is given to a Geneseo graduate who has achieved distinction in a chosen profession.

1989	Curt Smith '73	2000	Julie King Biddle '75
1989	Eugene Cooper '55	2000	Leo Lambert '76
1990	Thomas Rosenthal '71	2001	Roland DeMarco '30
1990	Richard Goldbaum '60	2001	Richard Nodar '62
1991	John W. Lavery '57	2002	Robert G. Smith '52
1992	Christine Mroz '68	2002	Mark McNiven '78
1993	Barbara Frey '43	2002	Karen Smith-Pilkington '78
1993	Gerald Miller '59	2002	Peter Kaczorowski '78
1994	Glenn Gordon Caron '75	2003	H. James Birx '63
1995	Thomas McLernon '47	2003	Gregory O'Connell '64
1995	Carol Schubring Kearney '60	2004	Simon Efang '79
1996	Ysaye Barnwell '67	2005	Douglas Brode '65
1998	Edward Pettinella '73	2006	Jennifer Dunlap '81
1999	Thomas Moser '60	2007	Joan Gallmann Ludwick '84

DISTINGUISHED SERVICE AWARD

The Distinguished Service Award recognizes an individual who has made exceptional contributions to the Geneseo Alumni Association.

1966	Juanita Buley Broad '32	1987	Betty Mitchell Minemier '61
1970	John Black '30	1988	Jean Besser '43
1973	Majorie Lattin Cook Hucker '30	1989	H. Hunter Fraser '50
1974	James Dietsche '33	1990	Patricia Southcombe '61
1975	Angela Bondi Saunders '37	1991	Ruth Hawley Gibson '56
1976	Helen Grace Coleman '28	1992	Frank Blasioli '73
1977	Lillian Wiedman Black '27	1993	Claire Chen
1977	Frederick Brown '55	1994	Daniel Neverett '70

1978	Margaret MacVittie	1995	Joan Swarthout Carlucci '61
1978	Dorothy Nowak Smith '37	1996	Richard Rosati '71
1979	Robert MacVittie	1997	John Brill '52
1980	Donna Dickinson '80	1998	Jean Copeland '48
1980	Molly McKeown Gibson '63	1998	R. Michael Tantillo '74
1981	Elaine Blanchard Dawson '74	1999	Ella Cline Shear '35
1981	Rita Proechel Morrison '34	2001	James Allan '61
1982	Oriole Graves '29	2002	Stephen Kelley '78
1983	Marcia Craner '78	2004	Weston Kennison '79
1983	Mary Luckern '53	2005	Patricia Malet Fennell '65
1984	Remington Norton '33	2005	Bruce Godsaver '65
1985	Donald O'Brien '73	2005	Carl Savino '50 & Olga Gerych- Savino
1986	Mary Birge Hubbell '50	2005	Robert Thompson '55
1986	David Fox '57	2006	David O'Hare '81
		2007	Joe '67 & Elaine Tramontana '66 Bucci

EXCELLENCE IN EDUCATION AWARD

Presented to a Geneseo graduate who has achieved extraordinary distinction in the field of education, including pre-K through post-secondary classroom teaching and school services.

2002	Brian Donohue-Lynch '77	2005	Robert Schultz '65
2003	Mark Francek '78	2006	Karen Jones Moretti '81
2004	Teresa Mensing '80	2006	George Wolfe '81
		2007	Renee Peppard William '87

FRIEND OF THE COLLEGE AWARD

The Friend of the College Award is presented to an individual who has made outstanding contributions to the College.

1977	Joseph Quirk	1982	James Emery
1978	Ira Wilson	1983	Frances Dew
1979	Ray Sherman	1984	Frances Brown
1979	George Teall	1985	Spencer Roemer
1980	Robert Dewar	1986	Paul Neureiter
1981	Theodore Newmark	1987	Thomas Statt
1981	Bertha V.B. Lederer		

HONORARY MEMBERSHIP

Honorary Lifetime Membership is given to a non-alumnus who has made outstanding contributions to the Geneseo Alumni Association.

1985	Arthur Hatton	1999	Myrtle Merritt
1986	Rose Bachem-Alent	2000	John W. Davis, Jr.
1987	Edward Jakubauskas	2000	Joan Reeves
1988	Thomas Matthews	2001	Paul Hepler
1989	Martin Fausold	2002	Edward Janosik

1990	Frederick L. Bright	2003	William Derby
1991	Gerrard Megathlin	2003	Wilbur Wright
1991	Gladys Rhodes	2004	James Kimball
1993	Alice Austin	2004	Carl Shanahan
1992	William R. Cook	2005	James McNally
1995	Bertha V. B. Lederer	2006	David Meisel
1995	Carol C. Harter	2006	Richard F. Smith
1996	Robert Isgro	2007	Wendell Rhodes
1998	Wayne Mahood	2007	Stanley Rutherford

OUTSTANDING YOUNG ALUMNUS AWARD

Recognizes early outstanding achievement in a chosen profession or field and/or service to the College or community.

2006	Brian DeMarco '96
2007	Meghan Dinneen Brott '97
2007	Bronwyn Irwin '97

SOCIETY OF OLD MAIN

The Society of Old Main honors members of the 50-Year Club who have provided outstanding leadership to the Geneseo Alumni Association and whose leadership has been constant since the time of graduation.

1987	Juanita Buley Broad '32	1991	Charlotte Diamond Baker '41
1987	Marjorie Lattin Cook Hucker '30	1992	Irma Hamer Collins '42
1987	J. Louise Moran Coyne '13	1993	Jean Besser '43
1987	James Dietsche '33	1996	Ray Miller '35
1987	Remington Norton '33	1997	Dorothy Nowak Smith '37
1987	Angela Bondi Saunders '37	2000	H. Hunter Fraser '50
1987	Oriole Graves '29	2002	John Brill '52
1987	James Meagher '34	2003	Mary Luckern '53
1988	Thalia Scondras '38	2005	Fred Brown '55
1989	Dorothy White Buehring Phillips '30	2006	Ruth Hawley Gibson '56
1989	Eleanor Nickerson Duffy '34		