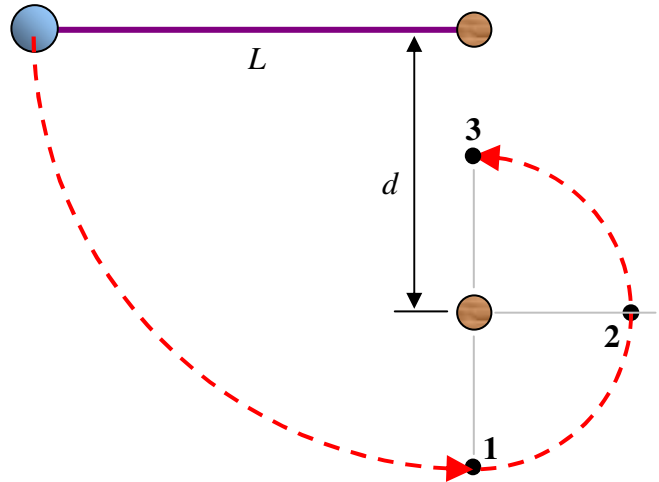


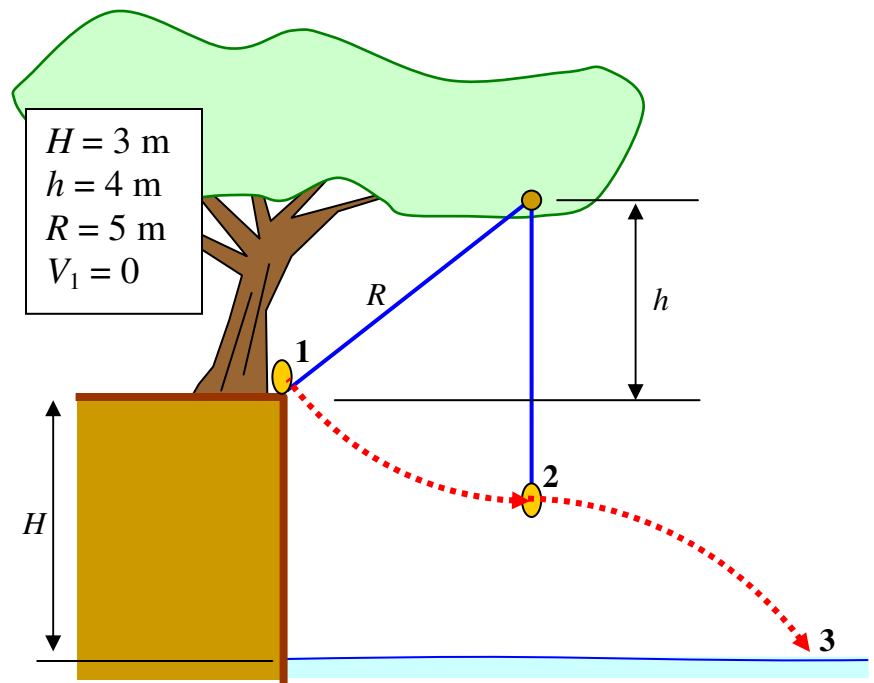
General Physics I: Energy Conservation Examples

A thin string of length $L = 4\text{m}$ is tied to a ball at one end, and to a small peg sticking out of a wall on the other end. In this drawing, the paper IS the wall. At a distance $d = 2.5$ below the peg is another peg of the same length. The ball is dropped from rest. Determine v_1 , v_2 , and v_3 .



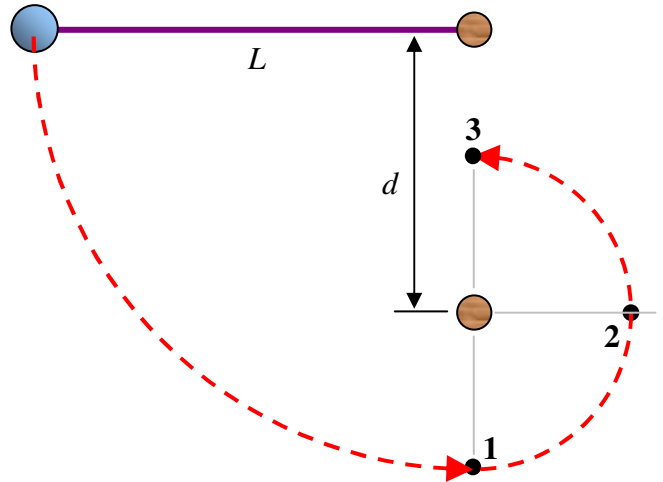
General Physics I: Energy Conservation Examples

A child grabs a rope to swing out into a swimming pond. The child lets go of the rope when it is vertical. Determine the child's speed at position 2 (letting go) and 3 (hitting the water).



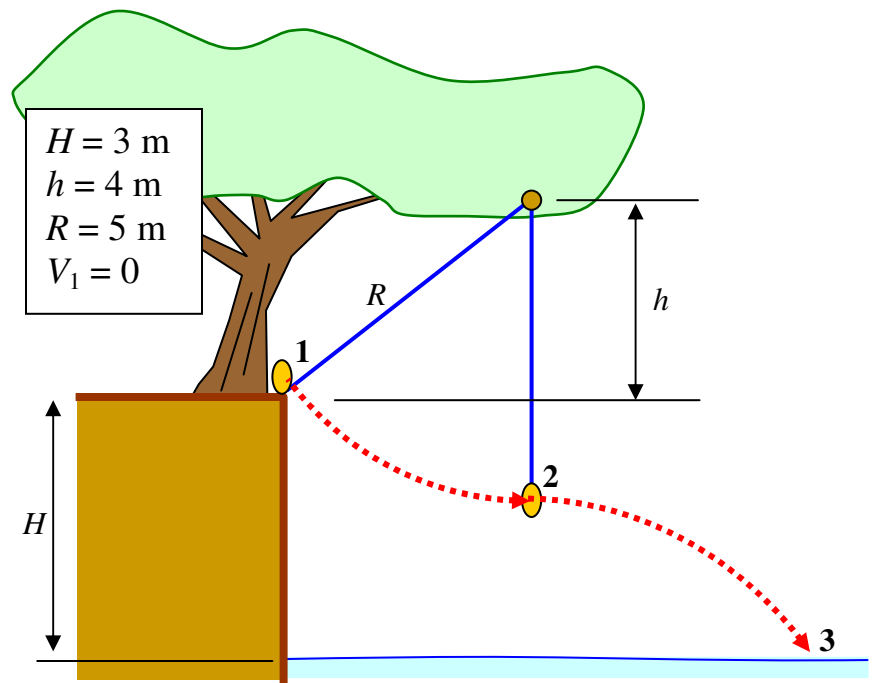
General Physics I: Energy Conservation Examples

A thin string of length $L = 4\text{m}$ is tied to a ball at one end, and to a small peg sticking out of a wall on the other end. In this drawing, the paper IS the wall. At a distance $d = 2.5$ below the peg is another peg of the same length. The ball is dropped from rest. Determine v_1 , v_2 , and v_3 .



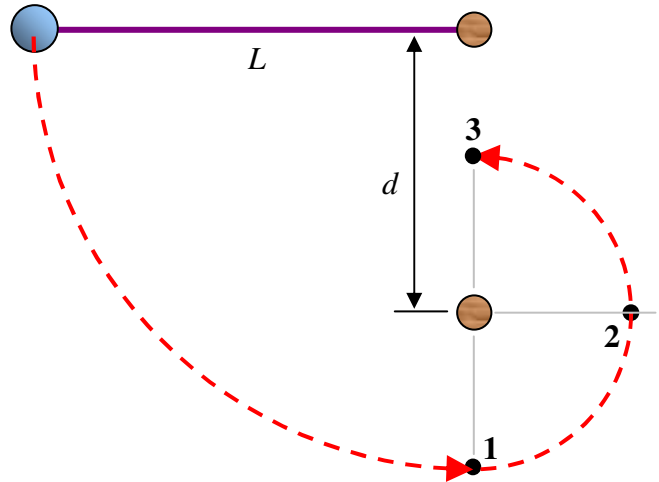
General Physics I: Energy Conservation Examples

A child grabs a rope to swing out into a swimming pond. The child lets go of the rope when it is vertical. Determine the child's speed at position 2 (letting go) and 3 (hitting the water).



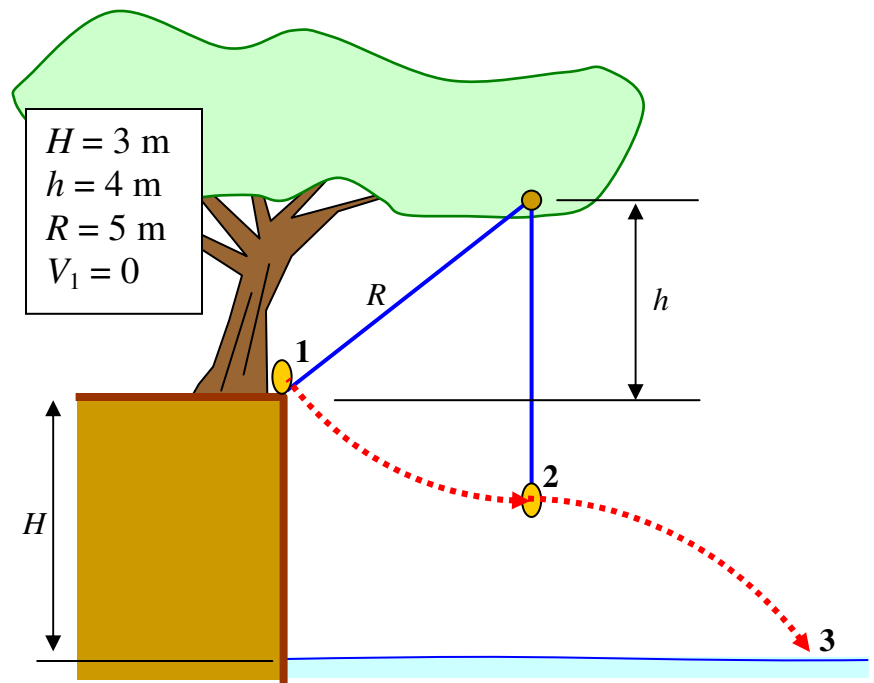
General Physics I: Energy Conservation Examples

A thin string of length $L = 4\text{m}$ is tied to a ball at one end, and to a small peg sticking out of a wall on the other end. In this drawing, the paper IS the wall. At a distance $d = 2.5$ below the peg is another peg of the same length. The ball is dropped from rest. Determine v_1 , v_2 , and v_3 .



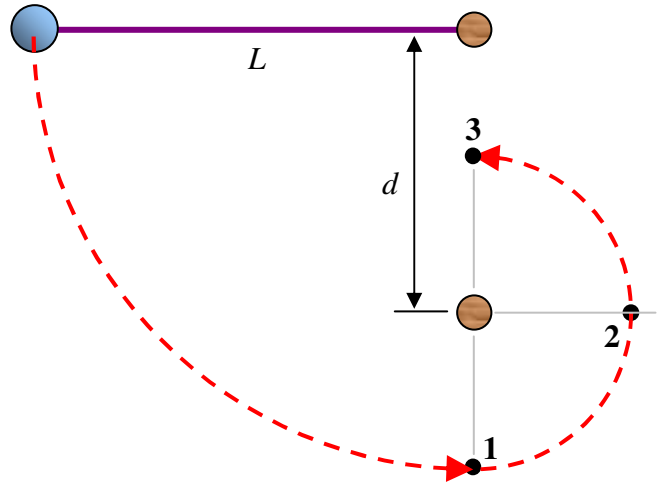
General Physics I: Energy Conservation Examples

A child grabs a rope to swing out into a swimming pond. The child lets go of the rope when it is vertical. Determine the child's speed at position 2 (letting go) and 3 (hitting the water).



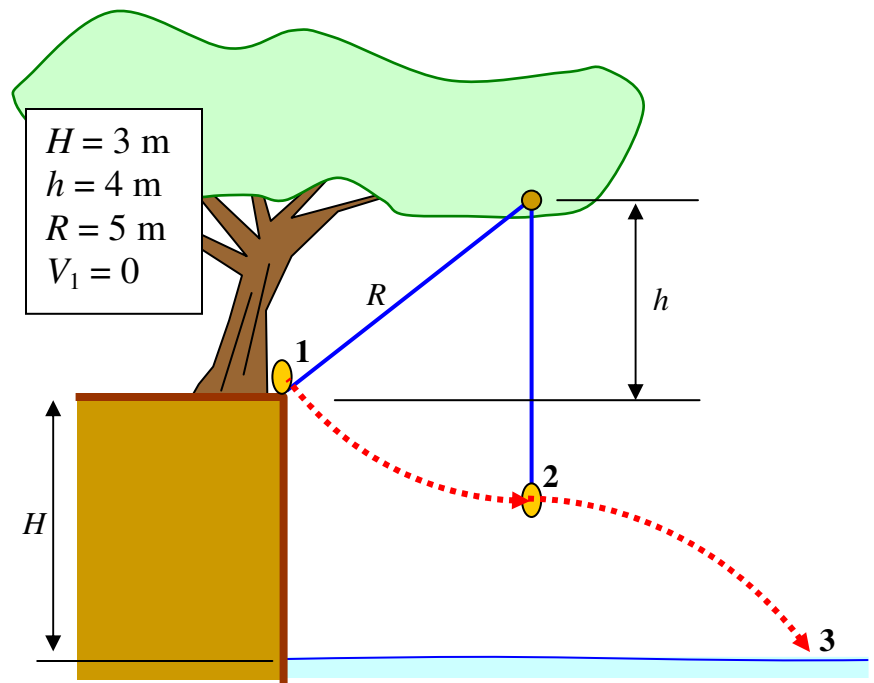
General Physics I: Energy Conservation Examples

A thin string of length $L = 4\text{m}$ is tied to a ball at one end, and to a small peg sticking out of a wall on the other end. In this drawing, the paper IS the wall. At a distance $d = 2.5$ below the peg is another peg of the same length. The ball is dropped from rest. Determine v_1 , v_2 , and v_3 .



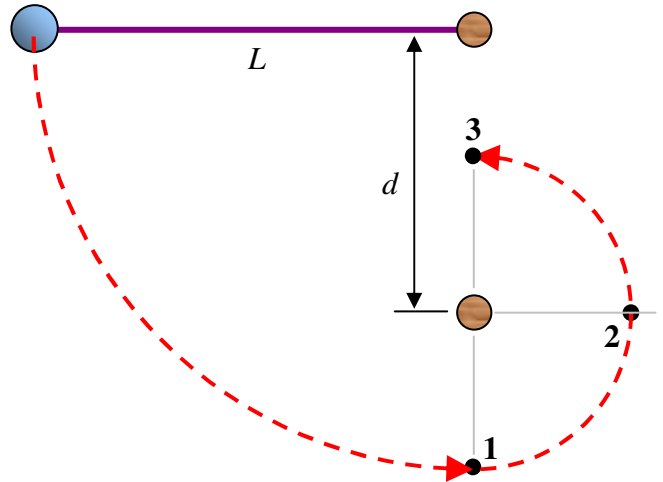
General Physics I: Energy Conservation Examples

A child grabs a rope to swing out into a swimming pond. The child lets go of the rope when it is vertical. Determine the child's speed at position 2 (letting go) and 3 (hitting the water).



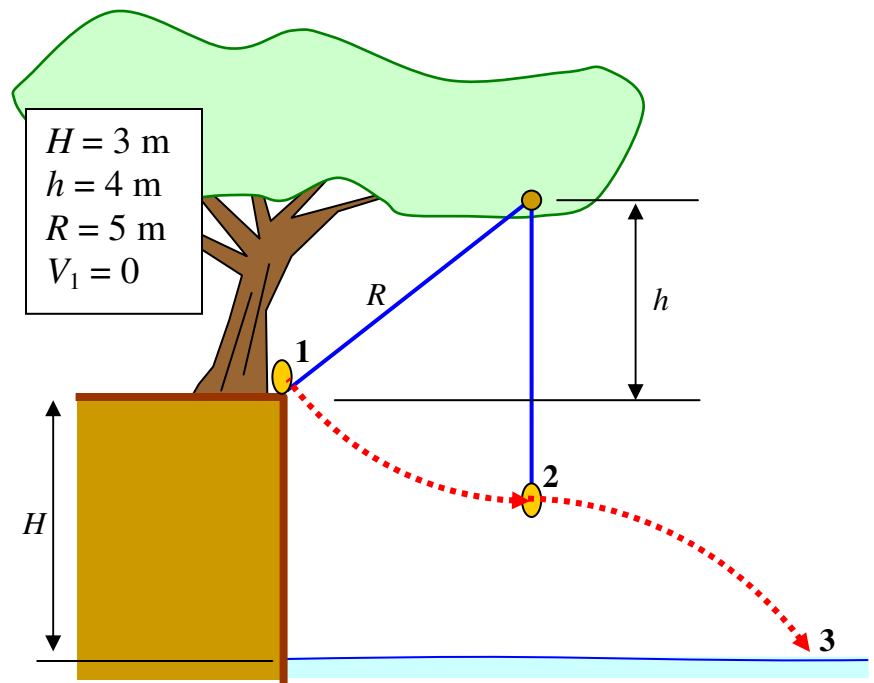
General Physics I: Energy Conservation Examples

A thin string of length $L = 4\text{m}$ is tied to a ball at one end, and to a small peg sticking out of a wall on the other end. In this drawing, the paper IS the wall. At a distance $d = 2.5$ below the peg is another peg of the same length. The ball is dropped from rest. Determine v_1 , v_2 , and v_3 .



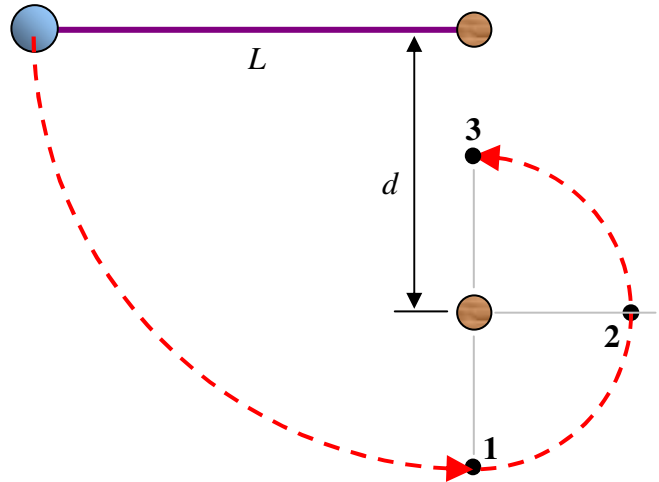
General Physics I: Energy Conservation Examples

A child grabs a rope to swing out into a swimming pond. The child lets go of the rope when it is vertical. Determine the child's speed at position 2 (letting go) and 3 (hitting the water).



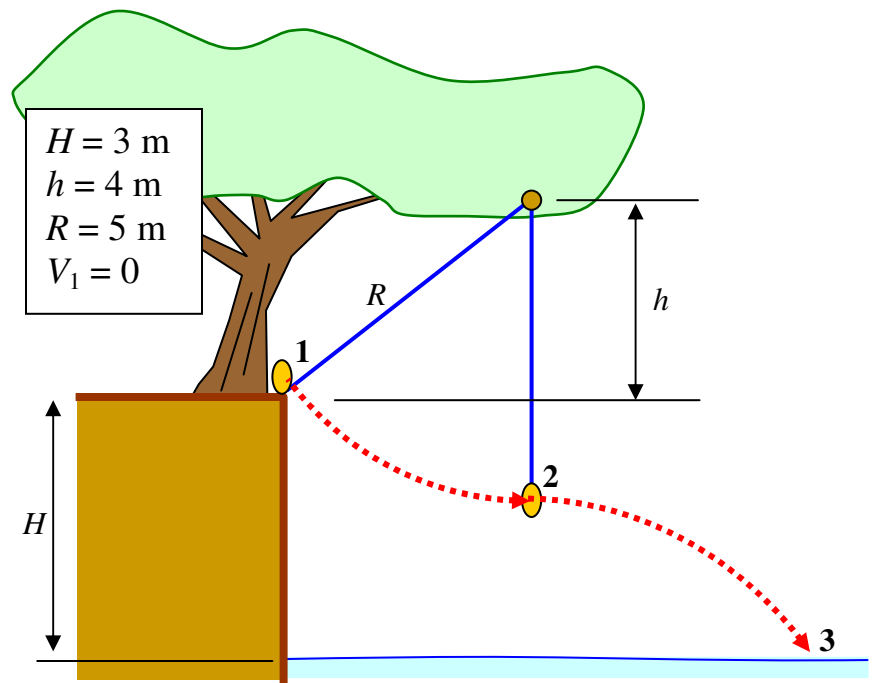
General Physics I: Energy Conservation Examples

A thin string of length $L = 4\text{m}$ is tied to a ball at one end, and to a small peg sticking out of a wall on the other end. In this drawing, the paper IS the wall. At a distance $d = 2.5$ below the peg is another peg of the same length. The ball is dropped from rest. Determine v_1 , v_2 , and v_3 .



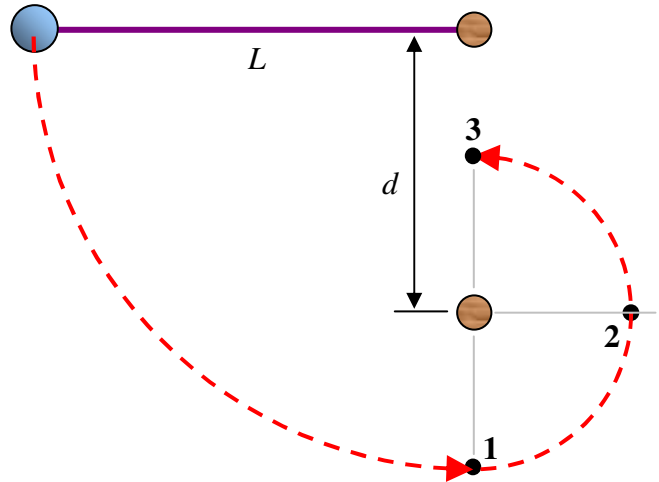
General Physics I: Energy Conservation Examples

A child grabs a rope to swing out into a swimming pond. The child lets go of the rope when it is vertical. Determine the child's speed at position 2 (letting go) and 3 (hitting the water).



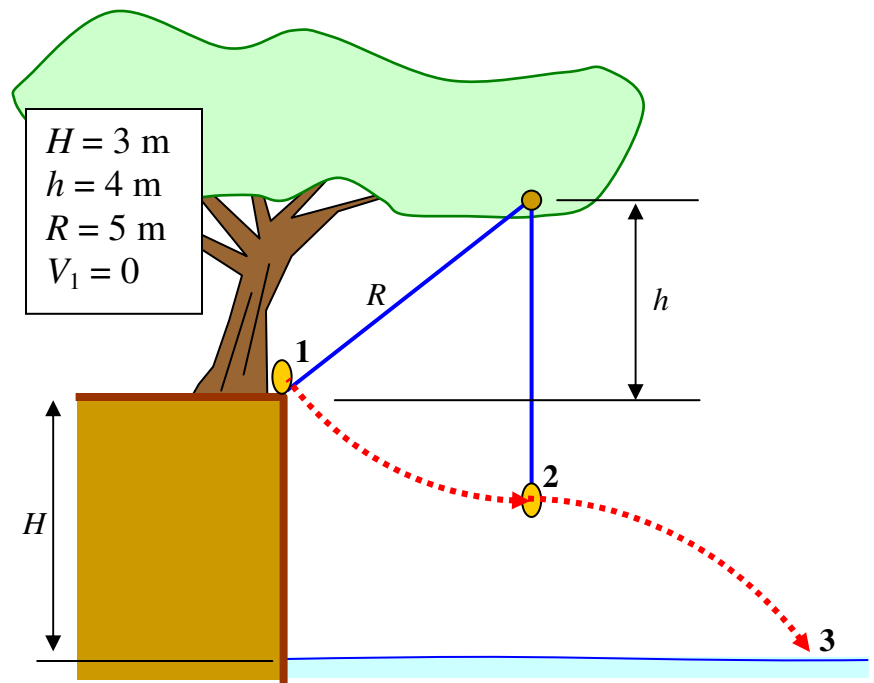
General Physics I: Energy Conservation Examples

A thin string of length $L = 4\text{m}$ is tied to a ball at one end, and to a small peg sticking out of a wall on the other end. In this drawing, the paper IS the wall. At a distance $d = 2.5$ below the peg is another peg of the same length. The ball is dropped from rest. Determine v_1 , v_2 , and v_3 .



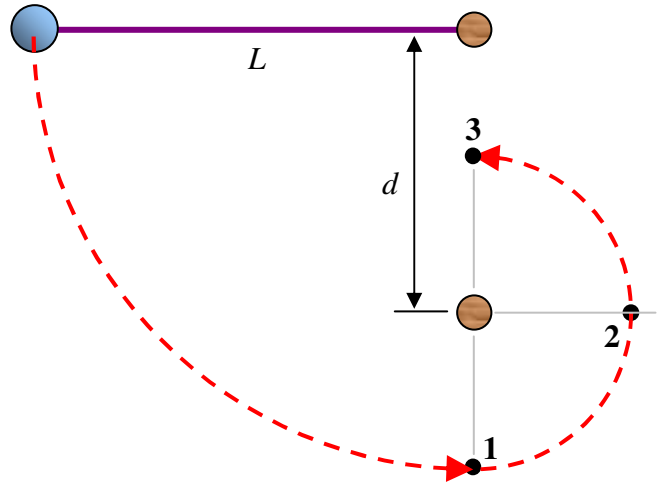
General Physics I: Energy Conservation Examples

A child grabs a rope to swing out into a swimming pond. The child lets go of the rope when it is vertical. Determine the child's speed at position 2 (letting go) and 3 (hitting the water).



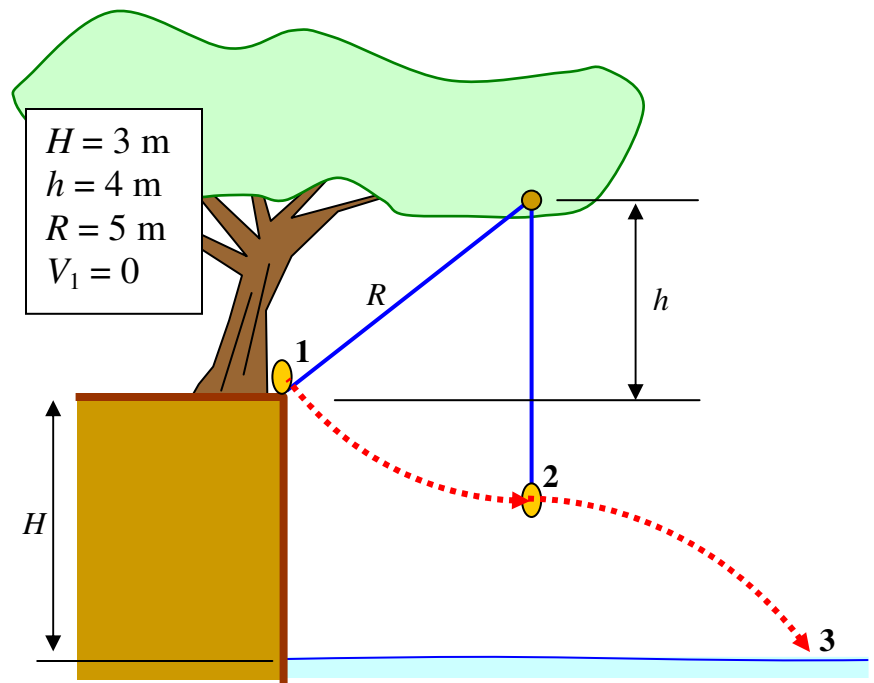
General Physics I: Energy Conservation Examples

A thin string of length $L = 4\text{m}$ is tied to a ball at one end, and to a small peg sticking out of a wall on the other end. In this drawing, the paper IS the wall. At a distance $d = 2.5$ below the peg is another peg of the same length. The ball is dropped from rest. Determine v_1 , v_2 , and v_3 .



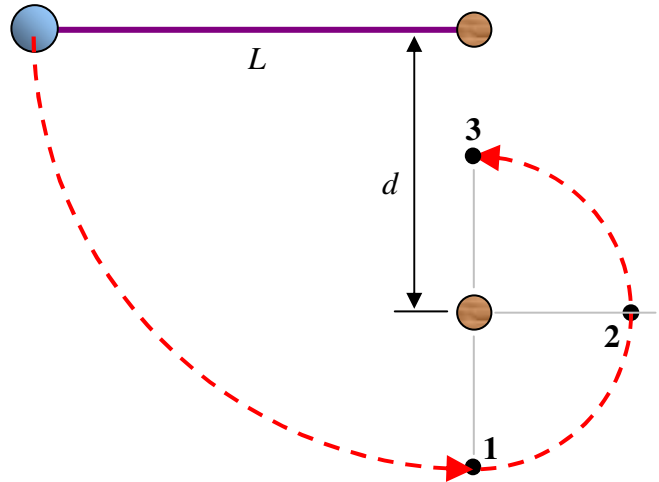
General Physics I: Energy Conservation Examples

A child grabs a rope to swing out into a swimming pond. The child lets go of the rope when it is vertical. Determine the child's speed at position 2 (letting go) and 3 (hitting the water).



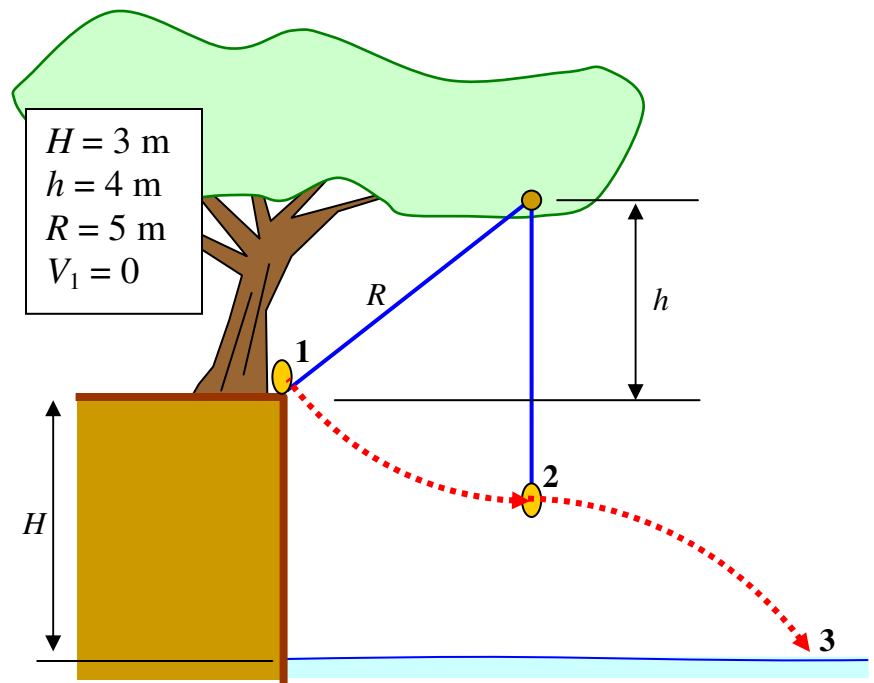
General Physics I: Energy Conservation Examples

A thin string of length $L = 4\text{m}$ is tied to a ball at one end, and to a small peg sticking out of a wall on the other end. In this drawing, the paper IS the wall. At a distance $d = 2.5$ below the peg is another peg of the same length. The ball is dropped from rest. Determine v_1 , v_2 , and v_3 .



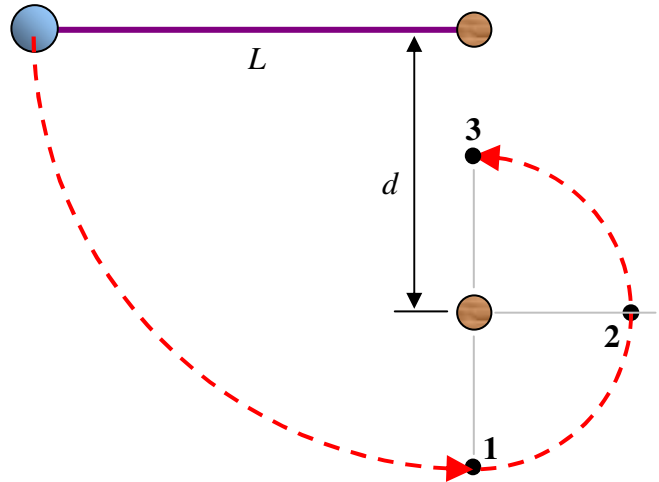
General Physics I: Energy Conservation Examples

A child grabs a rope to swing out into a swimming pond. The child lets go of the rope when it is vertical. Determine the child's speed at position 2 (letting go) and 3 (hitting the water).



General Physics I: Energy Conservation Examples

A thin string of length $L = 4\text{m}$ is tied to a ball at one end, and to a small peg sticking out of a wall on the other end. In this drawing, the paper IS the wall. At a distance $d = 2.5$ below the peg is another peg of the same length. The ball is dropped from rest. Determine v_1 , v_2 , and v_3 .



General Physics I: Energy Conservation Examples

A child grabs a rope to swing out into a swimming pond. The child lets go of the rope when it is vertical. Determine the child's speed at position 2 (letting go) and 3 (hitting the water).

